



**BUDGET
FISCAL YEAR END
JUNE 30, 2024**

Village of Beverly Hills
 Index
 Budget
 Fiscal Year End June 30, 2024

	Page
Village Council	3
Community Profile	4
Fund Descriptions	5
Executive Summary	6-8
Fund Summary	9
Capital	10-12
Millage Rates/Millage History	13
Village Tax Rates	14
Fund Transfers	15
Annual Debt Service Requirements	16
Revenues by Fund	17
Revenues by Category	18
Expenditures by Fund	19

Fund Account Detail/Footnotes

101	General Fund	20-29
103	Vacation Reserve Fund	30
105	Sick Pay Fund	31
202	Major Road Fund	32-34
203	Local Road Fund	35-37
205	Public Safety	38-42
208	Park Improvement Fund	43-44
265	Drug Law Enforcement Fund	45
271	Library Fund	46-47
287	ARPA Fund	48-49
401	Capital Fund	50-51
592	Water Fund	52-57
730	Retiree Health Care Fund	58-59
737	MERS Retiree Health Care	60-61



President

John George

President Pro-Tem

Racheal Hrydziuszko

Council Members

Rock Abboud

Tracy Kecskemeti

John Mooney

Ryan O'Gorman

Mike White

Village of Beverly Hills Community Profile

Population: 10,584 as of April 2020 Census

*

Median Selling Price of a home in 2022 was \$450,000

*

Median House Value \$439,252

*

Median Household Income in 2021 was \$148,101

*

4.2 square miles

*

School System: Birmingham Public Schools

*

Parks in the Village totaling 68.6 acres

Beverly Park

Beverly Green

Douglas Evans Nature Preserve

Hidden Rivers Nature Preserve

Riverside Park

*

**#15 Best Place to Buy a House in Michigan and #2 in the Detroit Area
according to Niche - 2022**

*

#5 Best Place to Live in Michigan according to Niche - 2023



General Fund (101)

A major operating fund of the Village. Several major revenue sources flow through the general fund including property taxes, state revenue sharing, franchise fees, and permit and inspection fees.

Departments included in this fund are Village Council, Village Manager, Finance, Clerk, General Administration, Building and Grounds Maintenance, Building Inspection, Public Works, Routine Maintenance, Rubbish Collection/Disposal, Community Action, Planning, Zoning, Parks and Recreation, Capital Outlay, and Transfers Out.

Vacation Reserve and Sick Pay Fund (103/105)

These funds record the reserves transferred in from the General Fund and Public Safety Fund and the expenditures out for Vacation and Sick paid to Village employees.

Major and Local Road Funds (202/203)

The major revenue sources in the Road Funds are State-Shared revenue and Transfers In from the General Fund. These funds record the activity for the Major and Local Roads in the Village including road projects and routine maintenance.

Public Safety Fund (205)

The Public Safety Fund is the largest operating fund in terms of dollars and number of employees. It derives the majority of its revenue from property taxes, and accounts for the costs associated with providing police services and fire/EMS services.

Park Improvement Fund (208)

This fund, created with the millage approved in November 2020, is a special revenue fund with the goal of improving the parks in and around the Village.

Drug Law Enforcement Fund (265)

This is a special revenue fund used to account for how the police department spends drug forfeiture funds received from the State.

Library Fund (271)

This fund collects its revenue from a dedicated millage. All revenue collected is paid to Baldwin Public Library for library services for residents of the Village.

ARPA Fund (287)

This fund is used to account for funds received and paid out according to the Coronavirus State and Local Fiscal Recovery Funds program, a part of the American Rescue Plan.

Capital Fund (401)

The Capital Fund is a fund to record major capital expenditures in the Village. Revenue is from Transfers In from the General Fund.

Water and Sewer Fund (592)

The Water and Sewer Fund is a fund to record all water and sewer activity as well as water and sewer debt.

Retiree Health Care Trust Fund (730)

The Retiree Health Care Trust Fund records Village payments for retiree health care and reimbursements from MERS Retiree Health Care Fund.

MERS Retiree Health Fund (737)

The MERS Retiree Health Fund records the activity in the MERS Retiree Health Fund. All monies in this fund are managed and held by MERS.



April 21, 2023

Honorable Members of the Village Council:

In accordance with Section 8.2 of the Village Charter, Village Administration submits the proposed 2023-2024 fiscal year budget for your review and consideration. This budget is a two-year budget covering revenues and expenditures for Fiscal Years 2023-2024 (FY24) and 2024-2025 (FY25). This budget includes the General Fund, Vacation Reserve Fund, Sick Pay Fund, Public Safety Fund, Park Improvement Fund, Library Fund, Major Road Fund, Local Street Fund, Drug Law Enforcement Fund, ARPA Fund, Capital Projects Fund, Water and Sewer Fund, Retiree Health Care Trust Fund and MERS Retiree Health Care Fund.

The millage rate for FY24 will be 13.7310 mills. The rate for the General fund will remain at 1.8152 mills for FY24 with a projected rate of 1.7942 for FY25. The rubbish tax rate will increase to 1.2575 for FY24 and FY25. The rate for the Public Safety Fund will remain at 9.5593 for FY24 with a projected rate of 9.4487 for FY25. The rate for the Library Fund will remain at .7901 for FY24 with a projected rate of .7809 in FY25. The rate for the Park Improvement Fund will remain at .3089 for FY24 with a projected rate of .3053 for FY25.

The General Fund budget for FY24 will have total revenues of \$4,624,842 based upon the millage rate of 1.8152 mills. The General Fund millage will generate \$1,346,693 in property tax revenue. The rubbish collection millage will generate \$932,937 in property tax revenue, or roughly 96.7% of projected rubbish collection expenses. Retiree health care premiums paid by the Village will continue to be capped at \$56,000 for general administration eligible employees. The remainder of general administration retiree health premiums will be paid out of the MERS retiree health care fund. General Fund expenditures will be \$3,835,380. This will cover all General Fund Departments and allow for a transfer to the Local Road Fund of \$300,000 in FY24 and a transfer of \$200,000 to the Capital Fund in FY24. The General Fund is budgeted to transfer \$1.6 million to the Capital Projects Fund in FY25 to cover the cost of the sidewalks budgeted in the Capital

Fund. Fund Balance in the General Fund is projected to be approximately \$5.3 million as of June 30, 2024. The General Fund reserves, or Fund Balance, remains well above any standard for reserves.

The Public Safety Department will generate \$7,499,195 in revenue in FY24. \$7.1 million of tax revenue comes from the dedicated Public Safety millage of 9.5593 mills. Public Safety has budgeted capital projects for FY24 that include detective bureau vehicles and various equipment for the public safety officers. Retiree health care for Public Safety continues to be capped at \$344,000. The remainder of public safety retiree health premiums will be paid out of the MERS retiree health care fund. An increase in fund balance of \$612,351 is anticipated in the Public Safety fund for FY24 based on projected expenditures of \$6,886,844. The Public Safety Fund anticipates a fund balance of approximately \$4.3 million at the end of FY24.

The main project in the Major Road Fund is the Roundabout at Greenfield and Beverly Rd. The Roundabout is a joint project between the Village of Beverly Hills, the City of Royal Oak and the Road Commission of Oakland County. Total cost to the Village will be \$267,000 with \$243,699 occurring at the end of FY23.

The main projects in the Local Road Fund are asphalt projects. In FY24 asphalt resurfacing throughout the Village is budgeted at \$700,000 and in FY25 asphalt resurfacing for Pierce Road is budgeted at \$600,000.

In the Water Fund, water usage rates (for usage beginning July 1, 2023) will increase 16% from \$2.4345 to \$2.8240 per 100 cubic feet for FY24. Sewage usage rates (for usage beginning July 1, 2023) will increase 16% from \$7.2109 to \$8.3646 per 100 cubic feet for FY24. The rate for sewer and water only customers will also increase 16% over FY23. The Ready to Serve (Infrastructure) cost will increase from \$70 per bill per quarter to \$100 per bill per quarter. The Debt Service Charge will remain unchanged at \$45 per bill per quarter. These rate increases are necessary to build up cash reserves in the Water and Sewer Fund for daily operations, increased level of infrastructure maintenance and capital improvements to existing water and sewer infrastructure. Budgeted capital project in FY24 in the amount of \$900,000 relates to the Auburn Road South Water Main Improvement Program. In FY25 capital of \$750,000 is budgeted for the Auburn Road North Water Main Improvement Program as well as \$500,000 to begin the replacement of water meters over a 4 year period.

Total Village debt as of June 30, 2024, is slightly over \$9 million. The Village debt includes water related debt of \$8.3 million and governmental debt of \$198,000. Roughly 92% of the debt relates to the WRC (Water Resource Commission) Evergreen-Farmington Sanitary Drain project. The maximum allowable debt per the charter is 10% of the taxable value of all real and personal property in the Village and would be roughly \$74 million for FY24.

This budget allocates \$586,173 for Library services for FY24 and \$608,173 for FY25. FY24 revenue is generated from a dedicated millage of .7901 mills.

The Park Improvement fund started in FY22 with the passing of the park millage. Tax revenue for the park is projected to be \$229,000 in FY24 and \$238,000 in FY25. Planned projects include new playground equipment at Beverly Park, to be installed in the fall of 2023, and other improvements at Beverly Park and Beverly Green.

The Village is using the ARPA fund for water and sewer infrastructure improvements. The ARPA fund is used to account for funds received and paid out according to the Coronavirus State and Local Fiscal Recovery Funds program which is a part of the American Rescue Plan. In total, the Village received \$1,087,878 under this program. Planned infrastructure projects are as follows: Marguerite Street and Hummel Street WM replacement project (\$400,000), Sanitary Pump Station Improvements (\$433,878), and Water Service Line Material Verifications (\$254,000). The project expenditures will be incurred in FY23, FY24 and FY25.

The Capital Fund has sidewalks partially funded by the TAP grant budgeted and sidewalks partially funded by the Safe Routes to School grant. Both projects will be completed over 3 years, FY24 to FY26. Total cost to the Village is projected to be \$2.9 million.

This budget reflects the strong and sustainable fiscal position of the Village. The Administration will continue to monitor economic conditions that may potentially affect revenue or expenditures. We thank the residents, businesses, and Village Council for their continued support in making the Village of Beverly Hills a great place to call home.

Respectfully submitted,

Sheila McCarthy, Finance Director

Jeffrey Campbell, Village Manager

Richard Torongeau, Public Safety Director

Kristin Rutkowski, Clerk/Asst Village Manager

Peggy Linkswiler, Treasurer

Jay Blenkhorn, Asst to the Village Manager

Village of Beverly Hills - Fund Summary (excludes Retiree Health/Agency Funds)		101/103/105	202	203	205	208	265	271	287	401	592	Total	Transfers
		General/Sick/Vacation	Major Road	Local Road	Public Safety	Park	Drug Enf	Library	ARPA	Capital	Water		
	Property Taxes	Per Millage Renewal	1,346,693			7,092,024	229,172	586,173				9,254,062	
	Rubbish Taxes	Trash Millage	932,937									932,937	
	State Shared Revenue	Per State of Michigan	1,202,203	899,696	433,724							2,535,623	
	ARPA funds		-						51,000			51,000	
	Charges for Services	Charge F/101 T/592, Misc	227,000									227,000	
	Licenses, Permits, Fees	Building Dept	607,000									607,000	
	Water/Sewer Revenue	Water, Sewer	-								6,307,210	6,307,210	
	Water/Sewer Debt Charge	Debt	-								753,795	753,795	
	Transfers into Funds	Offset by Transfers out of Funds	-	-	300,000					300,000		600,000	600,000
	Other Income/Inflows		363,510	36,000	55,793	407,171	355,250	1,000	8,500	-	20,000	1,352,143	
	Revenue		4,679,342	935,696	789,517	7,499,195	584,422	1,000	594,673	51,000	320,000	7,165,924	600,000
General	Village Council		30,462									30,462	
	Village Manager		279,051									279,051	
	Clerk/Asst Mgr		284,846									284,846	
	Finance & Accounting		131,401									131,401	
	General Admin		389,656									389,656	
	Building & Ground Maintenance		86,895									86,895	
	Building Inspections Department		492,086									492,086	
	Department of Public Works		174,337									174,337	
	Rubbish Collection/Disposal		927,188									927,188	
	Community Action		131,432									131,432	
	Planning		51,364									51,364	
	Zoning		41,444									41,444	
	Economic Development		78,888									78,888	
	Parks & Recreations		184,330									184,330	
Drug Enf							1,000						
Roads	Road Commission/Street Dept		-	27,732	700,000							727,732	
	Road/Street Maintenance		-	211,258	492,021							703,279	
	Traffic Services		-	61,500	22,866							84,366	
	Winter Maintenance		-	81,808	39,404							121,213	
	General Admin		-	10,500	13,000							23,500	
Public Safety	Payroll/Payroll taxes/Health Ins		36,195			3,594,967						3,631,162	
	Overtime		-			283,178						283,178	
	Retiree Health Insurance		-			344,000						344,000	
	Defined Contribution/H S A		-			287,347						287,347	
	MERS Defined Benefit Pension Pymts		-			626,256						626,256	
	Dispatch		-			370,037						370,037	
	School Liaison		-			141,999						141,999	
	All other expenses		-			780,200						780,200	
Library	Library Contribution		-					586,173				586,173	
Water	Water Consumption Charge		-								793,980	793,980	
	Sewage/Storm Disposal Charge		-								2,645,604	2,645,604	
	Other Direct Charges		-								203,175	203,175	
	Sewer Expenses		-								406,990	406,990	
	CSO Maintenance Contract		-								786,410	786,410	
	Water Main Break Contract Repair & Maintenance		-								254,740	254,740	
	Repair & Maintenance - Other		-								144,500	144,500	
	General Admin		-								315,470	315,470	
	Other Expenses		-								24,904	24,904	
	Depreciation (in Fund 900 for all other Funds)		-								538,427	538,427	
Capital	Capital Expenditures		52,000	-	260,000	659,188			51,000	495,615	900,000	2,417,803	
Debt Service	Debt Service		-		98,860						65,115	163,975	
Transfers	Transfers to Other Funds		500,000	-	100,000							600,000	600,000
	Expenditures		3,871,575	392,798	1,267,292	6,886,844	659,188	1,000	586,173	51,000	495,615	7,079,315	21,290,802
	Net Revenue Increase (Decrease)		807,767	542,898	(477,775)	612,351	(74,766)	-	8,500	-	(175,615)	86,609	1,329,969
	Projected Beginning Fund Balance		4,709,620	460,010	915,472	3,664,731	211,828	52,519	28,245	144	651,154	18,027,753	28,721,476
	Projected Ending Fund Balance		5,517,387	1,002,908	437,696	4,277,082	137,062	52,519	36,745	144	475,539	18,114,362	30,051,445

Village of Beverly Hills														
Capital Budget - FY24/FY25														
	Source	Life	Est Start Date	Est End Date	FY23-Amended	Total Project Cost	Grant(s) Received/Tri-Party	Net Cost to Village	FY23	FY24	FY25	FY26	Total Cost of Multi-Year Projects	
Fund 101 General														
Decision Making Tool	V. M.	5 years				50,000	25,000	25,000		25,000				
<i>This will help the Village coordinate asset management across different infrastructure systems to assure value in Village Infrastructure investments</i>														
Capital Building Improvements														
Material Storage (Salt, Chips, Compost, Crush, Spoil pile)	Admin	20 years	FY25	FY25						-	200,000			
Various	Admin	20 years	Annual							10,000	10,000			
Site Improvements	Admin	15 years	Annual							10,000	10,000			
Office Furniture & Equipment	Admin	5 years	Annual							7,000	5,000			
Total General Capital per Fiscal Year						-				52,000	225,000	-		
Fund 202 Major Road														
14 Mile between Lahser and Evergreen - Engineering	HRC	30 years								20,000				
Roundabout at Greenfield/Beverly Rd: joint w/ RCOG and City of Royal Oak, Total Cost \$1,460k, RCOG 50%, Royal Oak 25%, VBH 25% - Budget moved from Local Road to Major Road	HRC	30 years	FY23 Spring	FY24	243,699	411,946	(145,051)	266,895	243,699	7,732	7,732	7,732	266,895	
Total Major Road Capital per Fiscal Year						243,699			243,699	27,732	7,732	7,732		
Fund 203 Local Road														
Resurface Asphalt - throughout Village	HRC	10 years				-				700,000				
Resurface Asphalt - Pierce Road	HRC	15 years									600,000			
Project Engineering - not needed per HRC														
Roundabout at Greenfield/Beverly Rd: - Budget moved to Major Road Fund						-								
Total Local Road Capital per Fiscal Year						-				700,000	600,000			
Fund 205 Public Safety														
Site Improvements						-								
Building Camera System	P.S.	15 years			60,000									
Furniture and Flooring	P.S.	15 years			110,000									
Window Blinds & Security Window Tint	P.S.	15 years								30,000				
Cabinets in Kitchen	P.S.	20 years								30,000				
Ceiling Tiles Throughout Station	P.S.	15 years								50,000				
Foundation Improvements	P.S.	30 years								10,000				
Signs	P.S.	15 years								5,000				
Landscaping	P.S.	15 years								15,000	15,000			
PS Vehicles/Equipment														
2 Police Vehicles and related equipment to outfit (\$42.5K each, \$35k related equip each)	P.S.	5 years									155,000			
2 Detective Bureau Vehicles	P.S.	5 years								50,000				
Fire Fighting Equipment	P.S.	5 years								15,000				
New Tasers with Holsters and Batteries (12) (RAP Grant \$500 back on each unit)	P.S.	5 years								35,000				
Five Service Weapon Handguns (5)	P.S.	5 years								5,000				
Two Service Weapon Rifles (2)	P.S.	5 years								2,000				
Service Weapon Equip. Optics/Sling/Gun Trap	P.S.	5 years								3,000				
Intoxilyzer	P.S.	5 years								10,000				

Village of Beverly Hills														
Capital Budget - FY24/FY25														
	Source	Life	Est Start Date	Est End Date	FY23 Amended	Total Project Cost	Grant(s) Received/Tri-Party	Net Cost to Village	FY23	FY24	FY25	FY26	Total Cost of Multi-Year Projects	
Total Public Safety Capital per Fiscal Year					170,000					260,000	170,000			
Fund 208 Park Improvement Fund														
Playground Equipment	Park Liaison	15 years	FY24	FY24	90,812				90,812	609,188			700,000	
Landscape design (Park #5) - FY25	Park Liaison	20 years	FY25	FY25							10,000			
Park #5 Improvements/Beverly Green - moved to FY25	Council	20 years	FY25	FY25	-				-		100,000			
Park Restrooms - Upgrades	Admin	20 years	FY23	FY24	10,000				10,000	30,000			40,000	
Building Improvements - Pavilion Roof	Admin	20 years	FY23	FY23	22,500				22,500					
Land Improvements - Park Path (\$40k)- finished in FY22	Admin				10,000				10,000					
Land Improvements - Beverly Park	Admin	Annual								20,000	20,000			
Total Park Improvement Fund Capital per Fiscal Year					133,312				133,312	659,188	130,000			
Fund 287 ARPA - Total Funding \$1,087,878														
Marguerite/Hummel (FY24: Engineering \$5k, Restoration \$10k)	HRC	50 years	FY23	FY24	385,000				385,000	15,000			400,000	
Water Service Line Material Verifications (incl Engineering)	HRC	Asset inventory	FY23	FY24	218,000	354,000	*(100,000)	254,000	218,000	36,000			254,000	
Split between ARPA and Oakland County Grant \$100k (can't use for Construction), VBH to match	HRC						(50,000)							
-----Oakland County Grant \$50k, VBH match \$100							*** (50,000)							
*** -----Fund 592, Water & Sewer \$50k							* (100,000)							
Sanitary Pump Station Improvements	HRC	20 years	FY25	FY25							433,878		433,878	
Total ARPA Fund Capital per Fiscal Year					603,000				603,000	51,000	433,878		1,087,878	
Fund 401 - Capital Fund														
Sidewalks - TAP Grant - Sidewalk Connector Program														
<i>The Village received a TAP grant to fund the installation of a new 3 mile long and 5 foot wide sidewalk along Evergreen Rd, 13 Mile Rd, and 14 Mile Rd. Project limits are:</i>														
1. Evergreen Rd - from Embassy St to 14 Mile Rd.														
2. 13 Mile Rd - from Old Stage Rd to Evergreen Rd														
3. 14 Mile Rd - from Long Bow Ct to Lahser Rd.														
-----Construction	HRC	30 years	FY23	FY26		2,763,000	1,643,000	1,120,000		5,600	780,080	334,320	1,120,000	
-----Design Engineering	HRC									252,000			252,000	
-----Construction Engineering	HRC									23,900	317,870	136,230	478,000	
									281,500	1,097,950	470,550		1,850,000	
Sidewalks - Safe Routes to School - School Connector Program - net capital construction outlay to be confirmed														
<i>The Village received a SRTS grant to install 5 foot sidewalks across the Village to connect sidewalks to schools.</i>														
-----Construction	HRC	30 years				1,882,308	1,320,000	562,308		28,115	373,935	160,258	562,308	
-----Design Engineering	HRC		FY23	FY26						170,000			170,000	
-----Construction Engineering	HRC									16,000	213,000	91,000	320,000	
									214,115	586,935	251,258		1,052,308	
Total Capital Fund per Fiscal Year									495,615	1,684,885	721,808		2,902,308	
Fund 592 - Water & Sewer														

Village of Beverly Hills														
Capital Budget - FY24/FY25														
	Source	Life	Est Start Date	Est End Date	FY23 Amended	Total Project Cost	Grant(s) Received/Tri-Party	Net Cost to Village	FY23	FY24	FY25	FY26	Total Cost of Multi-Year Projects	
Water Service Line Material Verifications - Fund 592 Match	HRC				50,000				50,000					
Auburn Road South Water Main Improvement Program	DPW	50 years								900,000				
This project will replace 1900 feet of six-inch cast-iron pipe with eight-inch HDPE pipe on Auburn Rd., South of Beverly Rd., and on Reedmere Ave., from Beverly Rd. to Glencoe Dr. Within the scope of this project two Fire Hydrants and 4 Operating Valves will also be replaced. The Estimated cost of this project is \$850,000														
Auburn Road North Water Main Improvement Program	DPW	50 years									750,000			
This project will replace 1400 feet of six-inch cast-iron pipe with eight-inch HDPE pipe on Auburn Rd., North of Beverly Rd. Within the scope of this project one Fire Hydrant and 2 Operating Valves will also be replaced. The estimated cost of this project is \$650,000.														
Water Meters	DPW	15 years										500,000		
Total Water/Sewer Fund Capital per Fiscal Year					50,000				50,000	900,000	1,250,000			

Village of Beverly Hills
Historical/Projected Tax Rate Requests

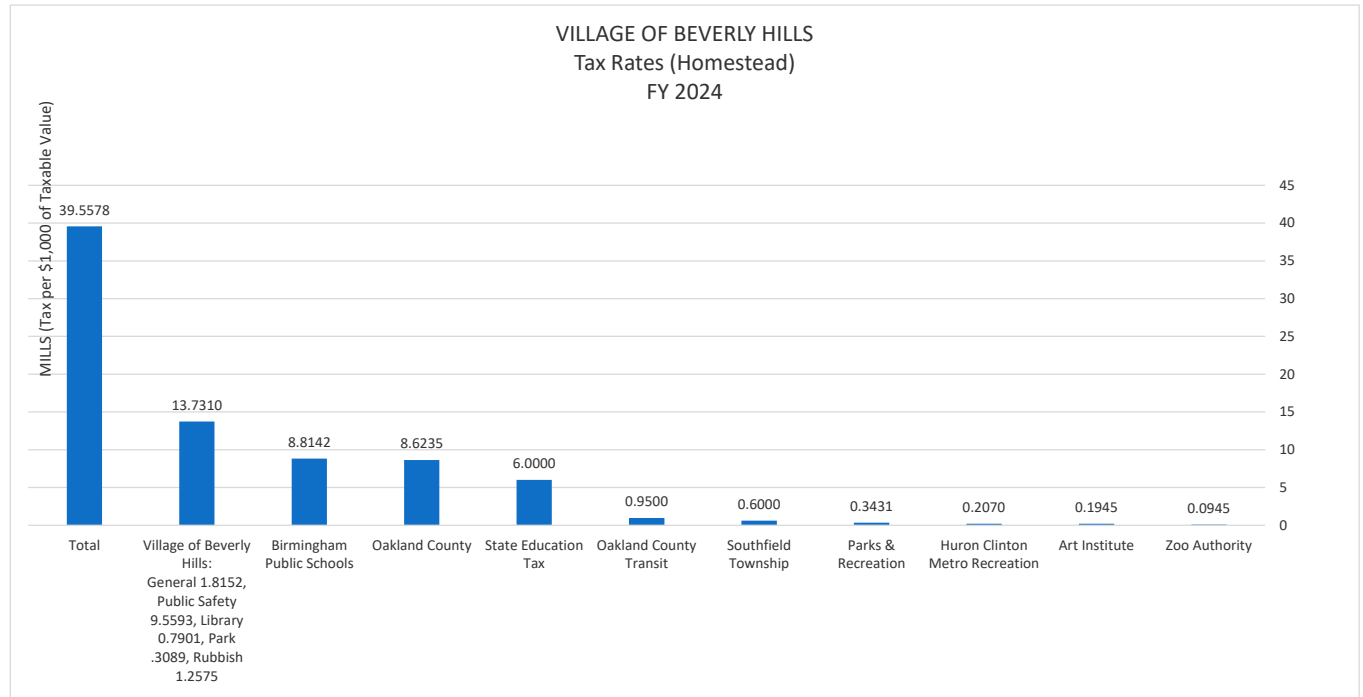
FY21 2020-21 Tax	Millage Renewal Approved				Headlee Reduction	Taxable Value		Headlee Reduction	Projected		Headlee Reduction	Taxable Value		Headlee Reduction	Projected		
	FY22					Estimated Increase	Existing Millage as reduced by Headlee		Estimated Increase	Existing Millage as reduced by Headlee		Estimated Increase	Existing Millage as reduced by Headlee				
	Maximum Allowable Millage Levy	Headlee Reduction	Millage Requested to be Levied July 1, 2021	Headlee			FY23 2022-23 Tax Rate Projection			FY24 2023-24 Tax Rate Projection <i>Projected using Estimate of Headlee Millage</i>			FY25 2024-25 Tax Rate Projection <i>Projected using Estimate of Headlee Millage</i>				
Requested to be Levied July 1, 2020					Maximum Allowable Millage Levy	Millage Requested to be Levied July 1, 2022	FINAL	Maximum Allowable Millage Levy	Requested to be Levied July 1, 2023	Headlee	Maximum Allowable Millage Levy	Requested to be Levied July 1, 2024					
Tax Revenue Generated by 1 Mill			652,958			693,118			743,385			780,554					
<i>.998 Collection Rate</i>						689,237			739,222			776,183					
<i>Mills to raise \$1 million</i>						1.45			1.35			1.29					
General	1.8783	1.8800	0.9847	1.8512	0.9806	1.81529	1.8152	1.0000	1.8152	1.8152	0.9884	1.7942	1.7942				
Public Safety	8.8557	9.9000	0.9847	9.7485	0.9806	9.55938	9.5593	1.0000	9.5593	9.5593	0.9884	9.4487	9.4487				
Library	0.8213	0.8184	0.9847	0.8058	0.9806	0.79017	0.7901	1.0000	0.7901	0.7901	0.9884	0.7809	0.7809				
Park	0.0000	0.3200	0.9847	0.3151	0.9806	0.30899	0.3089	1.0000	0.3089	0.3089	0.9884	0.3053	0.3053				
<i>Millage before Rubbish</i>	11.5553	12.9184		12.7206		12.4738	12.4735		12.4735	12.4735		12.3291	12.3291				
Rubbish	1.2500	2.9118		1.2000		2.81150	1.2000	1.0000	2.8115	1.2575	0.9884	2.7789	1.2575				
Total	12.8053	15.8302		13.9206		15.2853	13.6735		15.2850	13.7310		15.1080	13.5866				
Tax Base	\$ 630,103,790	2021 Taxable Value		\$ 652,957,550	****	2022 Taxable Value	\$ 693,118,070		2023 Taxable Value Projected per Southfield Township	\$ 743,384,590		2024 Taxable Value	\$ 780,553,820				
Per Tax Rate				<i>Final</i>		6.15%	<i>Final</i>		7.25%	<i>Projected</i>		5.00%	<i>Projected</i>				
General Fund Tax Revenue	1,183,524	<i>Actual</i>		1,208,755		<i>Projected</i>	1,258,148		<i>Projected</i>	1,349,392		<i>Projected</i>	1,400,470				
Public Safety Fund Tax Revenue	5,580,010	<i>Actual</i>		6,365,357		<i>Projected</i>	6,625,724		<i>Projected</i>	7,106,236		<i>Projected</i>	7,375,219				
Library Fund Tax Revenue	517,504	<i>Actual</i>		526,153		<i>Projected</i>	547,633		<i>Projected</i>	587,348		<i>Projected</i>	609,534				
Park Tax Revenue	-	<i>Actual</i>		205,747		<i>Projected</i>	214,104		<i>Projected</i>	229,631		<i>Projected</i>	238,303				
Rubbish Tax Revenue	787,630	<i>Actual</i>		783,549		<i>Projected</i>	831,742		<i>Projected</i>	934,806		<i>Projected</i>	981,546				
Total Tax Revenue	\$ 8,068,668			\$ 9,089,561			\$ 9,477,350			\$ 10,207,414			\$ 10,605,073				
						99.8000%			99.8000%			99.8000%					
		% Collected		0.998171		% Collected	0.998000		% Collected	0.998000		Average Collected	0.998000				
		Total Taxes		9,072,936		Total Taxes	9,458,395		Total Taxes	10,186,999		Total Taxes	10,583,862				
Tax Revenue Estimated to be Collected		Collection %															
General Fund Tax Revenue	<i>The taxable value of property in Michigan can increase by no more than 5% from one year to the next.</i>	0.9914	<i>Actual</i>	1,198,384		1,255,632			1,346,693			1,397,669					
Public Safety Fund Tax Revenue		0.9992	<i>Actual</i>	6,360,348		6,612,472			7,092,024			7,360,468					
Library Fund Tax Revenue		0.9992	<i>Actual</i>	525,720		546,537			586,173			608,315					
Park Tax Revenue		0.9991	<i>Actual</i>	205,565		213,676			229,172			237,826					
Rubbish Tax Revenue		0.9992	<i>Actual</i>	782,919		830,078			932,937			979,583					
Total Taxes Estimated to be Collected				9,072,936		9,458,395			10,186,999			10,583,862					

Unless a house is bought or sold, the taxable value of any given property in Michigan can increase by no more than 5% from one year to the next. This means that even when home values are surging upwards, taxes will remain relatively steady. Michigan State Constitution limits the growth of taxable value to 5% or the level of inflation, whichever is lower.

Example: If Taxable Value (Homestead Property) is \$100,000, the total annual tax paid to VBH would be \$100,000/1,000 * 13.7310 = \$1,373

Zoo Authority	*	0.0945
Art Institute	*	0.1945
Huron Clinton Metro Recreation	*	0.2070
Parks & Recreation	*	0.3431
Southfield Township	*	0.6000
Oakland County Transit	*	0.9500
State Education Tax	*	6.0000
Oakland County	*	8.6235
Birmingham Public Schools	*	8.8142
Village of Beverly Hills:		
General 1.8152, Public Safety		13.7310
9.5593, Library 0.7901, Park .3089,		
Rubbish 1.2575		
Total		39.5578

2022 tax rates, 2023 tax rates will be updated when available *



Village of Beverly Hills
Fund Transfers
FY24/FY25

		FY24			FY25				
		Transfers Out/ Expenditures	Transfers In/ Revenues		Net	Transfers Out/ Expenditures	Transfers In/ Revenues		Net
Operating Transfers Out									
General Fund									
	General out to Major Road	-	Major Road		-	-	Major Road		-
	General out to Park Improvement	-	Park Improvement	-	-		Park Improvement	-	-
	General out to Capital	200,000	Capital	200,000	-	1,600,000	Capital	1,600,000	-
	General out to Local Road	300,000	Local Road	300,000	-		Local Road		-
	Major Road to Local Road	-	Local Road	-		500,000	Local Road	500,000	
	Public Safety to Capital	100,000	Capital	100,000		100,000	Capital	100,000	
Total		600,000		600,000	-	2,200,000		2,200,000	-

Fund Transfers Out are recorded as expenditures. Fund Transfers In are recorded as revenue.

Village of Beverly Hills
Annual Debt Service Requirements

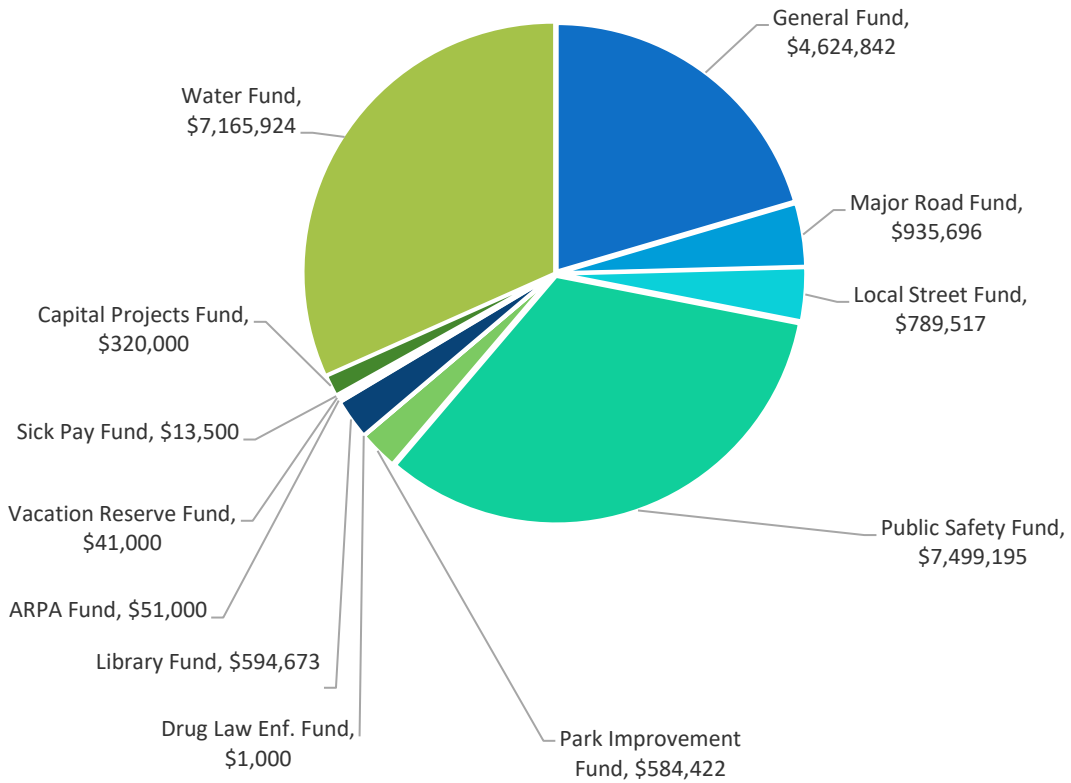
	6/30/24	6/30/25	6/30/26	6/30/27	6/30/28	6/30/29	6/30/30	6/30/31	6/30/32	6/30/33	>2033	Total	P + I
Governmental Activities													
2018/2019 Fire Truck Installment Purchase	92,312	95,530	-	-	-	-	-	-	-	-	-	187,842	
Interest	6,548	3,330	-	-	-	-	-	-	-	-	-	9,879	197,721
Total General Debt Obligation	98,860	98,860	-	-	-	-	-	-	-	-	-	197,721	
Business-type Activities													
Evergreen-Farmington -WRC estimates as of April, 2022	-	-	-	-	396,000	396,000	396,000	396,000	396,000	396,000	5,538,762	7,914,762	
Interest	54,000	84,500	100,000	120,000	-	-	-	-	-	-	-	358,500	8,273,262
George W. Kuhn Series 2001C Drain Bonds	41,788	-	-	-	-	-	-	-	-	-	-	41,788	
Interest	1,045	-	-	-	-	-	-	-	-	-	-	1,045	42,833
George W. Kuhn Series 2001D Drain Bonds	1,078	-	-	-	-	-	-	-	-	-	-	1,078	
Interest	27	-	-	-	-	-	-	-	-	-	-	27	1,105
George W. Kuhn Series 2005F Drain Bonds	701	701	736	-	-	-	-	-	-	-	-	2,138	
Interest	35	23	12	-	-	-	-	-	-	-	-	70	2,208
George W. Kuhn Series 2007 Drain Bonds (2000B & 2001E)	5,117	-	-	-	-	-	-	-	-	-	-	5,117	
Interest	224	-	-	-	-	-	-	-	-	-	-	224	5,341
George W. Kuhn Series 2007G Drain Bonds	784	825	825	825	825	-	-	-	-	-	-	4,084	
Interest	66	54	40	27	13	-	-	-	-	-	-	200	4,285
George W. Kuhn Series 2008H Drain Bonds	3,507	3,589	3,672	3,795	3,878	3,960	-	-	-	-	-	22,401	
Interest	431	344	254	162	67	(30)	-	-	-	-	-	1,228	23,629
North Arm Relief Drain Revenue Bonds, Series 1998*	-	-	-	-	-	0	-	-	-	-	-	-	
Interest	-	-	-	-	-	0	-	-	-	-	-	-	-
Drinking Water Revolving Fund (2004)	215,000	222,053	-	-	-	0	-	-	-	-	-	437,053	
Interest	9,287	4,719	-	-	-	0	-	-	-	-	-	14,006	451,059
Rummell Relief Drainage District (2003)	-	-	-	-	-	0	-	-	-	-	-	-	
Interest	-	-	-	-	-	0	-	-	-	-	-	-	-
Total Governmental Debt Principal	92,312	95,530	-	-	-	-	-	-	-	-	-	187,842	
Total Governmental Debt Interest	6,548	3,330	-	-	-	-	-	-	-	-	-	9,879	
Total Governmental Fund Debt Payments	98,860	98,860	-	-	-	0	-	-	-	-	-	197,721	
Total Business-type Debt Principal (592)	267,974	227,169	5,232	4,621	400,703	399,960	396,000	396,000	396,000	396,000	5,538,762	8,428,421	
Total Business-type Debt Interest (592)	65,115	89,639	100,306	120,189	81	(30)	-	-	-	-	-	375,300	
Total Business-type Fund Debt Payments (592)	333,090	316,808	105,538	124,809	400,784	399,931	396,000	396,000	396,000	396,000	5,538,762	8,803,721	
Total Debt - All Funds Principal	360,286	322,699	5,232	4,621	400,703	399,960	396,000	396,000	396,000	396,000	5,538,762	8,616,263	
Total Debt - All Funds Interest	71,664	92,969	100,306	120,189	81	(30)	-	-	-	-	-	385,179	
Total Debt Payments - All Funds	431,950	415,668	105,538	124,809	400,784	399,931	396,000	396,000	396,000	396,000	5,538,762	9,001,442	9,001,442
												(431,950)	FY24 Current
												8,569,492	Non Current

	Governmental Activities		Business-type Activities		Total		Total Principal/Interest
	Principal	Interest	Principal	Interest	Principal	Interest	
2024	92,312	6,548	267,974	65,115	360,286	71,664	431,950
2025	95,530	3,330	227,169	89,639	322,699	92,969	415,668
2026	0	0	5,232	100,306	5,232	100,306	105,538
2027	0	0	4,621	120,189	4,621	120,189	124,809
2028	0	0	400,703	81	400,703	81	400,784
2029	0	0	399,960	(30)	399,960	(30)	399,931
2030-2033	0	0	7,122,762	0	7,122,762	0	7,122,762
Total	187,842	9,879	8,428,421	375,300	8,616,263	385,179	9,001,442
Less Current FY24	(92,312)	(6,548)	(267,974)	(65,115)	(360,286)	(71,664)	(431,950)
	95,530	3,330	8,160,447	310,185	8,255,977	313,515	8,569,492

VILLAGE OF BEVERLY HILLS
2024 Total Village Revenues by Fund

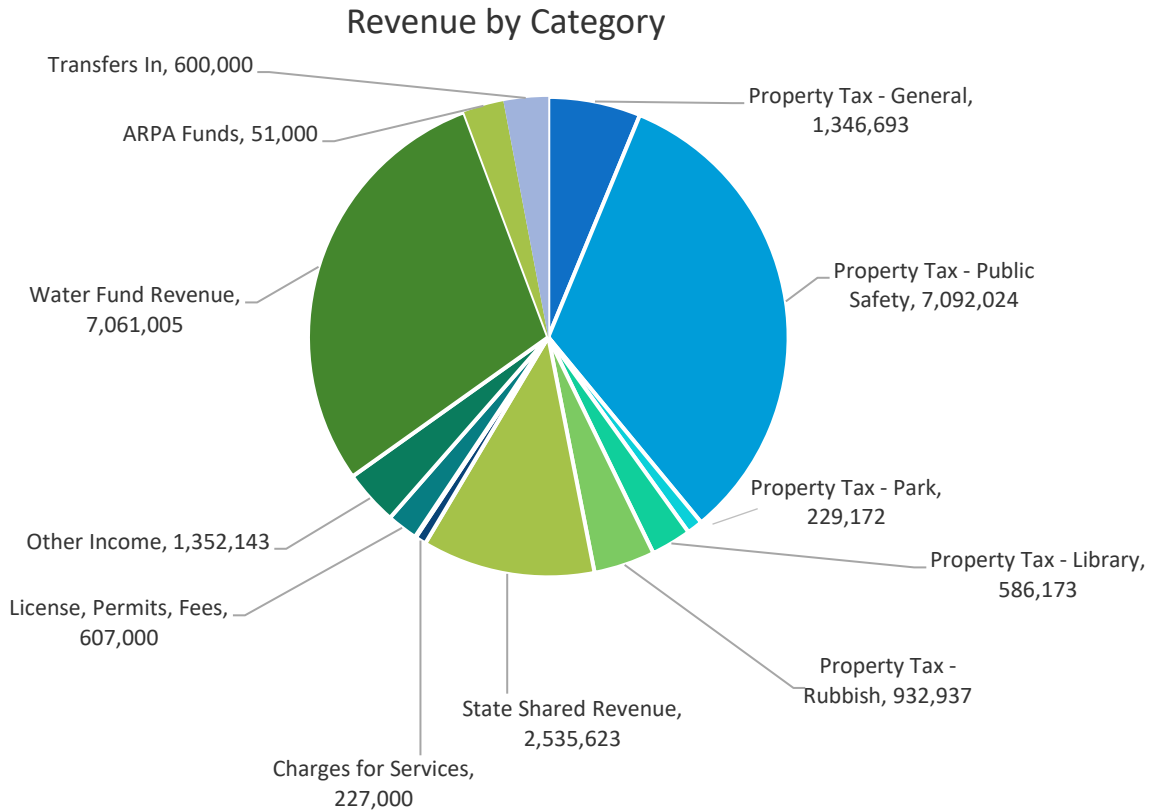
Revenue by Fund	BUDGET 2024	
General/Sick/Vacation Fund	\$4,624,842	20.4%
Major Road Fund	\$935,696	4.1%
Local Street Fund	\$789,517	3.5%
Public Safety Fund	\$7,499,195	33.2%
Park Improvement Fund	\$584,422	2.6%
Drug Law Enf. Fund	\$1,000	0.0%
Library Fund	\$594,673	2.6%
ARPA Fund	\$51,000	0.2%
Vacation Reserve Fund	\$41,000	0.2%
Sick Pay Fund	\$13,500	0.1%
Capital Projects Fund	\$320,000	1.4%
Water Fund	\$7,165,924	31.7%
Total Fund Revenues	\$22,620,770	100.0%

Revenue by Fund



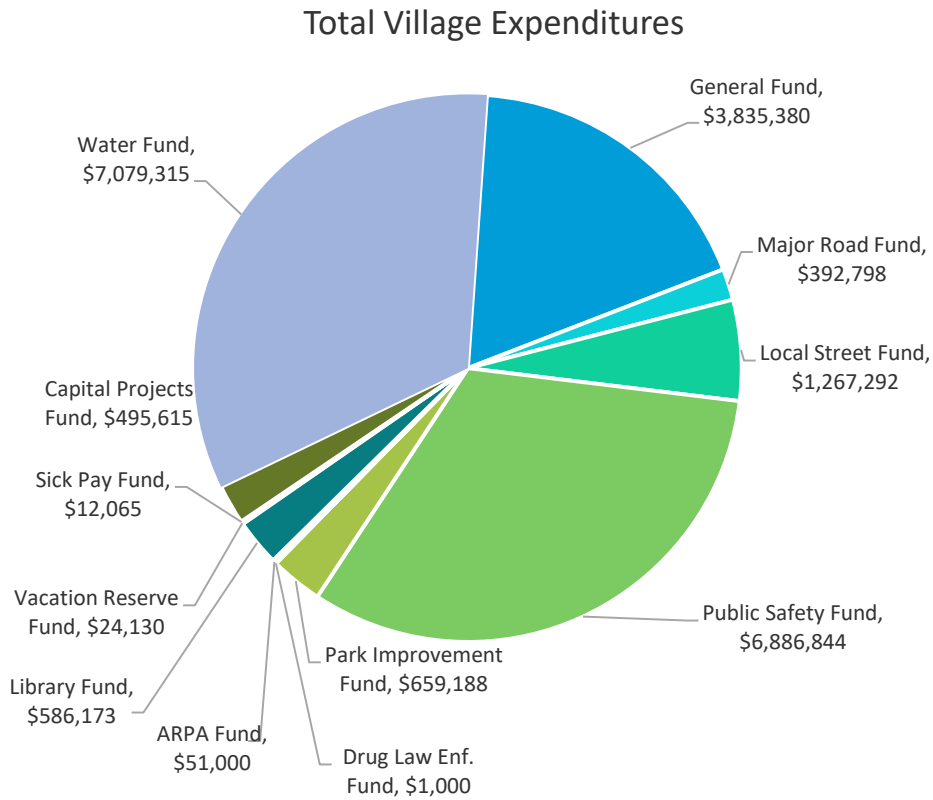
VILLAGE OF BEVERLY HILLS
2024 Total Village Revenues by Category

Revenue by Category	Millage Rate	BUDGET 2024	
Property Tax - General	1.8152	1,346,693	6.0%
Property Tax - Public Safety	9.5593	7,092,024	31.4%
Property Tax - Park	0.3089	229,172	1.0%
Property Tax - Library	0.7901	586,173	2.6%
Property Tax - Rubbish	1.2575	932,937	4.1% 45.0%
State Shared Revenue		2,535,623	11.2% 11.2%
Charges for Services		227,000	1.0%
License, Permits, Fees		607,000	2.7%
Other Income		1,352,143	6.0%
Water/Sewer Fund Revenue		7,061,005	31.2% 31.2%
ARPA Funds		51,000	0.2%
Transfers In		600,000	2.7%
Total Revenues by Category	13.7310	22,620,770	100.0% 87.5%



VILLAGE OF BEVERLY HILLS
2024 Village Expenditures by Fund

Fund	BUDGET 2024	
EXPENDITURES		
General Fund	\$3,835,380	18.0%
Major Road Fund	\$392,798	1.8%
Local Street Fund	\$1,267,292	6.0%
Public Safety Fund	\$6,886,844	32.3%
Park Improvement Fund	\$659,188	3.1%
Drug Enforcement Fund	\$1,000	0.0%
ARPA Fund	\$51,000	0.2%
Library Fund	\$586,173	2.8%
Vacation Reserve Fund	\$24,130	0.1%
Sick Pay Fund	\$12,065	0.1%
Capital Projects Fund	\$495,615	2.3%
Water Fund	\$7,079,315	33.3%
TOTAL FUND EXPENDITURES	\$21,290,802	100.0%



FY 2024 BUDGET - VILLAGE OF BEVERLY HILLS

GENERAL FUND		2021	2022	2023	2024	2025
		ACTIVITY	ACTIVITY	AMENDED BUDGET	REQUESTED BUDGET	REQUESTED BUDGET
Fund 101 - GENERAL FUND						
Dept 000-REVENUES						
101-000-402.00	**	CURRENT REAL PROPERTY TAXES	1,187,733	1,211,191	1,249,480	1,346,693
101-000-404.00	**	RUBBISH TAXES	786,719	782,919	826,012	932,937
101-000-411.00		DELINQUENT PRIOR YEARS REAL PROP TAXES	0	80	0	0
101-000-445.00		PENALTY & INTEREST TAXES	14,373	5,801	8,000	10,000
101-000-476.01		ELECTRIC LICENSE/REGISTRATION	1,740	1,681	1,500	1,500
101-000-476.02		HEATING LICENSE/REGISTRATION	1,095	1,050	1,000	1,000
101-000-476.03		PLUMBING LICENSE/REGISTRATION	871	915	1,000	1,000
101-000-476.04		BUILDING CONTRACTOR REGISTRAT	4,255	3,300	3,000	3,500
101-000-476.05	**	BUILDING PERMITS - VILLAGE	47,940	39,203	35,000	40,000
101-000-476.06	**	BUILDING PERMITS - SAFEUILT	292,338	312,789	240,000	300,000
101-000-476.07		ELECTRICAL PERMITS	1,780	780	1,000	1,000
101-000-476.08	**	ELECTRICAL PERMITS - SAFEUILT	43,083	43,102	40,000	42,000
101-000-476.10	**	MECHANICAL PERMITS - SAFEUILT	47,452	53,921	45,000	50,000
101-000-476.12	**	PLUMBING PERMITS - SAFEUILT	33,946	25,962	27,000	29,000
101-000-477.00		CABLE TV FRANCHISE FEE	124,963	120,613	135,000	135,000
101-000-502.02		RESTAURANT RELIEF GRANT - FEDERAL GRANT	9,149	0	0	0
101-000-505.05		OTHER FEDERAL GRANTS - CRLGG	9,406	0	0	0
101-000-522.00		FEDERAL GRANTS - CDBG - REVENUE RECEIVED	4,869	6,174	5,000	5,000
101-000-539.00		GRANT - OAKLAND COUNTY	0	0	6,206	0
101-000-571.00		METRO ACT APPLICATION	1,000	0	0	0
101-000-572.00		PPT REIMBURSEMENTS	3,141	4,349	3,500	3,500
101-000-573.00		LOCAL COMMUNITY STABILIZATION SHARE	39,426	41,337	20,000	20,000
101-000-574.01	**	STATE SALES TAX-CONSTITUTIONAL	946,655	1,117,369	1,174,198	1,158,274
101-000-574.02	**	STATE SALES TAX-STATUTORY	30,250	36,906	40,728	43,929
101-000-574.03		LIQUOR LICENSE REBATE	4,779	5,276	5,000	5,500
101-000-582.01		GRANT - DTE TREE PLANTING	0	0	0	0
101-000-613.00		ZONING BOARD OF APPEALS FEES	1,950	2,750	2,000	2,000
101-000-613.01		PLATTING & REZONING FEE	1,065	255	1,000	1,000
101-000-626.00		CHARGES F/SERVICES	3,989	597	4,000	500
101-000-626.10	**	ADMIN CHARGE F/101 T/592	98,000	110,000	115,000	187,000
101-000-626.15		REVENUE - BINGHAM FARMS/FRANKLIN	9,249	614	1,000	500
101-000-629.00		YARD MAINTENANCE	0	0	500	0
101-000-632.00		LANDLORD INSPECTION REVENUE	2,450	1,050	0	19,000
101-000-640.00		OTHER REVENUE	3,110	265	0	0
101-000-653.00		PARK IMPROVEMENT FEES	18,785	20,630	14,000	15,000
101-000-654.00		PARK OPENER/USE FEE	7,215	6,898	5,000	5,000
101-000-665.00		INTEREST F/INVESTMENTS	3,154	5,644	94,000	88,000
101-000-667.10		RENT - AT&T WIRELESS	5,400	5,400	4,800	4,800
101-000-674.00		PRIVATE CONTRIBUTIONS - PARK - in 208	0	123	0	0
101-000-674.01		HALLOWEEN HOOT REVENUE	0	6,006	6,669	6,500
101-000-674.05		DONATIONS - MEMORIAL DAY	0	6,549	2,000	2,000
101-000-674.07		PARK DONATIONS - TREES	225	0	0	0
101-000-675.00		CALENDAR AD REVENUE	221	1,046	500	1,000
101-000-675.04		"BUY A BRICK" REVENUE	0	1,980	0	0
101-000-675.30		HALLOWEEN HOOT DONATIONS - old a/c	0	0	0	0
101-000-683.00		EMPLOYEE CONTRIBUTION - old a/c	0	0	0	0
101-000-685.01		REIMBURSE INSURANCE COMEAU	9,840	9,840	9,840	9,840
101-000-686.00		SOUTHFIELD RD MAINT PAYMENTS	767	1,715	500	500
101-000-687.00		REFUNDS & REBATES	142,954	150,727	150,000	150,000
101-000-688.00		OTHER REVENUE	1,543	1,493	1,100	1,000
101-000-688.33		OAKLAND COUNTY - MOSQUITO PROGRAM	0	0	1,370	1,370
101-000-688.50		OTHER REVENUE - OPIOIDS SETTLEMENT	0	0	15,884	0
101-000-693.00		SALES OF ASSETS - PROCEEDS	0	0	0	0

FY 2024 BUDGET - VILLAGE OF BEVERLY HILLS

GENERAL FUND		2021	2022	2023	2024	2025
		ACTIVITY	ACTIVITY	AMENDED BUDGET	REQUESTED BUDGET	REQUESTED BUDGET
Fund 101 - GENERAL FUND						
		TOTAL -- REVENUES	3,946,880	4,148,300	4,296,787	4,624,842
Dept 101-VILLAGE COUNCIL						
101-101-704.07	VILLAGE COUNCIL FEES	7,400	12,300	17,800	17,800	17,800
101-101-709.00	FICA	566	941	1,362	1,104	1,104
101-101-711.00	MEDICARE	0	0		258	258
101-101-901.00	TRAVEL MEALS & CONFERENCES	113	5,082	3,000	3,000	3,000
101-101-915.00	MEMBERSHIPS AND DUES	6,330	7,289	7,000	7,300	7,300
101-101-955.00	MISCELLANEOUS EXPENSE	425	994	1,000	1,000	1,000
	TOTAL -- VILLAGE COUNCIL	14,834	26,606	30,162	30,462	30,462
Dept 171-VILLAGE MANAGER						
101-171-702.00	WAGES - FULL TIME EMPLOYEES	167,348	154,329	185,029	189,901	195,598
101-171-704.00	WAGES - PART TIME EMPLOYEES	0	5,629	26,500	20,400	21,012
101-171-709.00	FICA	13,680	12,526	14,323	13,522	13,928
101-171-711.00	MEDICARE	0	0	2,000	3,162	3,257
101-171-712.00	HEALTH INSURANCE OPT OUT	6,554	5,931	7,900	7,800	7,800
101-171-714.00	LONGEVITY	2,250	638	0	0	0
101-171-716.00	DEFINED CONTRIBUTION	4,789	9,565	18,760	18,990	19,560
101-171-718.00	HEALTH INSURANCE - CURRENT EMPLOYEES	4,545	0	0	0	0
101-171-718.02	LIFE & DISABILITY INS	1,109	705	1,177	1,078	1,132
101-171-718.03	DENTAL INSURANCE	664	0	0	0	0
101-171-718.04	HEALTH - H R A - BCN	54	0	0	0	0
101-171-724.00	VILLAGE MANAGER - CAR ALLOWANCE	4,800	2,000	0	0	0
101-171-724.02	VILLAGE MANAGER RETIREMENT - DEF COMP	11,484	4,613	0	0	0
101-171-728.00	DC HEALTH SAVINGS 3% CONTRIBUTION	1,437	2,869	5,328	5,697	5,868
101-171-802.00	LEGAL FEES	0	0	5,000	5,000	5,000
101-171-901.00	TRAVEL MEALS & CONFERENCES	38	479	4,000	4,500	4,500
101-171-902.00	PUBLIC NOTICES, ETC	4,672	4,948	3,000	3,000	3,000
101-171-915.00	MEMBERSHIPS AND DUES	1,040	1,042	2,000	2,000	3,000
101-171-916.02	EDUCATION & TRAINING	0	0	6,000	3,000	3,000
101-171-955.00	MISCELLANEOUS EXPENSE	0	27	1,000	1,000	3,000
	TOTAL -- VILLAGE MANAGER/CLERK/SUPPORT	224,464	205,301	282,017	279,051	289,655
Dept 191 - ACCOUNTING AND FINANCE						
101-191-702.00	WAGES - FULL TIME EMPLOYEES	163,930	168,424	180,500	187,273	192,892
101-191-709.00	FICA	13,023	13,300	14,622	12,333	12,703
101-191-711.00	MEDICARE	0	0	0	2,781	2,862
101-191-712.00	HEALTH INSURANCE OPT OUT	4,200	3,715	0	0	0
101-191-714.00	LONGEVITY	4,500	4,500	4,500	4,500	4,500
101-191-716.00	DEFINED CONTRIBUTION	10,044	10,335	11,396	11,648	11,997
101-191-718.00	HEALTH INSURANCE - ACTIVE EMPLOYEES	14,438	18,758	43,701	41,155	43,213
101-191-718.02	LIFE & DISABILITY INS	1,166	583	1,184	1,078	1,132
101-191-718.03	DENTAL INSURANCE	4,145	3,653	4,384	4,384	4,603
101-191-718.04	HEALTH - H R A - BCN	3,142	3,246	6,000	6,000	6,000
101-191-728.00	DC HEALTH SAVINGS 3% CONTRIBUTION	3,013	3,100	2,969	3,494	3,599
101-191-802.00	LEGAL FEES	0	0	1,000	0	0
101-191-901.00	TRAVEL MEALS & CONFERENCES	686	512	3,000	3,000	3,000
101-191-915.00	MEMBERSHIPS AND DUES	755	415	1,000	1,000	1,000
101-191-916.02	EDUCATION & TRAINING	0	85	2,000	2,000	2,000
101-191-948.05	OAKLAND COUNTY COMPUTER	1,420	810	3,200	3,200	3,200
101-191-955.00	MISCELLANEOUS EXPENSE	0	0	1,000	1,000	1,000
	TOTAL -- FINANCE	224,462	231,436	280,456	284,846	293,701
Dept 215-CLERK						

FY 2024 BUDGET - VILLAGE OF BEVERLY HILLS

GENERAL FUND		2021	2022	2023	2024	2025
		ACTIVITY	ACTIVITY	AMENDED BUDGET	REQUESTED BUDGET	REQUESTED BUDGET
Fund 101 - GENERAL FUND						
101-215-702.00	WAGES - FULL TIME EMPLOYEES	85,333	77,127	91,488	95,147	98,002
101-215-709.00	FICA	6,336	5,728	6,999	5,992	6,169
101-215-711.00	MEDICARE	0	0	0	1,401	1,443
101-215-714.00	LONGEVITY	0	0	0	1,500	1,500
101-215-716.00	DEFINED CONTRIBUTION	8,533	7,520	9,149	9,515	9,800
101-215-718.00	HEALTH INSURANCE - ACTIVE EMPLOYEES	3,253	3,692	4,075	4,201	4,411
101-215-718.02	LIFE & DISABILITY INS	538	538	592	539	566
101-215-718.03	DENTAL INSURANCE	638	585	701	702	737
101-215-718.04	HEALTH - H R A - BCN	0	130	1,000	1,000	1,000
101-215-728.00	DC HEALTH SAVINGS 3% CONTRIBUTION	0	2,256	2,745	2,854	2,940
101-215-801.20	RECODIFICATION SERVICES	2,560	1,231	13,000	0	0
101-215-901.00	TRAVEL MEALS & CONFERENCES	1,184	2,326	4,000	3,500	3,500
101-215-902.00	PUBLIC NOTICES, ETC	0	0	500	500	500
101-215-915.00	MEMBERSHIPS AND DUES	1,069	1,851	1,030	1,100	1,200
101-215-948.50	ANNUAL WEBHOSTING FEE - MUNICIPAL CODE	0	0	1,000	2,450	2,450
101-215-955.00	MISCELLANEOUS EXPENSE	170	0	1,000	1,000	1,000
	TOTAL -- CLERK	109,614	102,984	137,279	131,401	135,217
Dept 248-GENERAL ADMINISTRATION						
101-248-705.00	VACATION PAY	4,000	4,000	4,000	4,000	4,000
101-248-709.00	FICA	(1,806)	0	0	0	0
101-248-710.00	UNEMPLOYMENT INSURANCE	0	0	4,706	0	0
101-248-717.00	DEFINED BENEFIT PENSION CONTRIBUTIONS	49,068	69,624	86,232	32,532	34,159
101-248-718.00	HEALTH INSURANCE - CURRENT EMPLOYEES	7,786	0	0	0	0
101-248-723.00	RETIREE HEALTH - PAID BY VBH	55,338	56,153	56,000	56,000	56,000
101-248-723.02	RETIREE HEALTH INSUR-TO MERS FOR REIMB	50,628	51,290	0	0	0
101-248-723.03	RETIREE HEALTH INSURANCE - MERS REIMB	(50,628)	(51,290)	0	0	0
101-248-725.00	WORKERS COMPENSATION	1,616	2,404	2,000	4,000	4,000
101-248-726.00	SICK LEAVE	0	2,000	0	0	0
101-248-752.00	OFFICE SUPPLIES	8,196	8,089	10,000	10,000	10,000
101-248-755.00	TOOLS & SUPPLIES	0	289	1,000	1,000	1,000
101-248-762.00	RESTAURANT RELIEF GRANT EXPENDITURES	9,149	0	0	0	0
101-248-801.00	PROFESSIONAL SERVICES	55,871	72,541	20,000	50,000	50,000
101-248-801.30	SOUTHFIELD TWP TREASURER SERVICES	0	0	0	9,000	9,000
101-248-802.00	LEGAL FEES	0	0	37,000	40,000	40,000
101-248-810.09	AUDIT FEES	41,315	41,725	45,000	45,000	46,350
101-248-827.00	BANK FEES			22,000	22,000	22,000
101-248-851.00	POSTAGE	2,702	2,728	5,000	6,000	6,000
101-248-885.00	SCHOLARSHIPS AWARDED	4,000	2,000	2,000	3,000	3,000
101-248-901.00	TRAVEL, MEALS & CONFERENCES	6	0	0	0	0
101-248-909.00	STORAGE	4,086	4,224	4,000	4,224	4,393
101-248-916.02	EDUCATION & TRAINING	0	50	0	0	0
101-248-933.00	SOFTWARE MAINTENANCE AGREEMENTS	0	0	7,000	10,000	10,000
101-248-933.01	BS&A SOFTWARE ANNUAL SUPPORT FEE	6,229	3,017	3,896	4,000	4,000
101-248-934.50	R&M OFFICE EQUIPMENT	12,964	14,520	16,000	7,500	7,500
101-248-935.00	PROPERTY LIABILITY INSURANCE	47,546	49,237	50,340	50,500	50,500
101-248-937.00	BANK FEES & SERVICE CHARGES - now a/c 827	19,650	20,667	0	0	0
101-248-940.02	RENTAL OFFICE EQUIPMENT	1,704	1,591	2,000	1,000	1,000
101-248-948.02	MONTHLY SERVER CHARGES	2,400	2,400	2,400	2,400	2,400
101-248-948.03	STREAM DYNAMICS	1,265	390	1,500	0	0
101-248-948.04	VILLAGE WEBSITE	1,870	1,542	2,000	4,000	4,000
101-248-948.06	CYBERSECURITY	0	0	0	22,500	5,000
101-248-955.00	MISCELLANEOUS EXPENSE	1,909	707	1,000	1,000	1,000
	TOTAL -- GENERAL ADMINISTRATION	336,864	359,898	385,074	389,656	375,302

FY 2024 BUDGET - VILLAGE OF BEVERLY HILLS

GENERAL FUND		2021	2022	2023	2024	2025
		ACTIVITY	ACTIVITY	AMENDED BUDGET	REQUESTED BUDGET	REQUESTED BUDGET
Fund 101 - GENERAL FUND						
Dept 265-BUILDING & GROUNDS						
101-265-754.00	JANITORIAL SUPPLIES	0	0	1,000	1,000	1,000
101-265-820.00	JANITORIAL SERVICE	10,296	10,296	11,500	11,500	11,960
101-265-850.01	COMMUNICATIONS - PHONE, INTERNET	7,413	9,268	10,798	11,338	11,905
101-265-920.00	UTILITIES	18,747	13,572	17,617	18,057	18,509
101-265-934.26	R&M BUILDING & GROUNDS	10,033	14,787	0	0	0
101-265-934.55	BUILDING MAINTENANCE	0	0	15,000	15,000	15,900
101-265-934.56	GROUNDS MAINTENANCE	0	0	10,000	30,000	31,800
	TOTAL -- BUILDING & GROUNDS MAINT.	46,489	47,923	65,915	86,895	91,074
Dept 371-BUILDING INSPECTION DEPARTMENT						
101-371-702.00	WAGES - FULL TIME EMPLOYEES	140,427	54,295	90,398	91,000	93,730
101-371-709.00	FICA	10,487	4,077	6,238	5,813	5,988
101-371-711.00	MEDICARE	0	0	1,000	1,360	1,400
101-371-712.00	HEALTH INSURANCE OPT OUT	0	0	2,200	1,260	1,260
101-371-714.00	LONGEVITY	0	588	1,500	4,500	4,500
101-371-716.00	DEFINED CONTRIBUTION	9,244	5,430	9,540	9,100	9,373
101-371-718.00	HEALTH INSURANCE - ACTIVE EMPLOYEES	17,185	2,237	2,659	19,100	20,055
101-371-718.02	LIFE & DISABILITY INS	856	332	592	1,564	1,642
101-371-718.03	DENTAL INSURANCE	2,722	446	1,192	1,359	1,427
101-371-718.04	HEALTH - H R A - BCN	439	253	2,000	3,000	3,000
101-371-728.00	DC HEALTH SAVINGS 3% CONTRIBUTION	3,892	1,629	3,060	2,730	2,812
101-371-755.00	TOOLS & SUPPLIES	840	765	1,000	1,000	1,000
101-371-802.00	LEGAL FEES	0	0	1,000	1,000	1,000
101-371-805.00	BUILDING INSPECTOR	6,725	0	0	0	0
101-371-805.50	GRADE INSPECTIONS	0	0	5,000	5,000	5,000
101-371-806.00	INSPECTOR FEES/PERMITS PAID TO SAFE BUILT	338,496	340,931	280,000	330,000	330,000
101-371-807.00	SAFE BUILT CODE ENFORCEMENT	43,861	82,684	32,928	0	0
101-371-808.00	SAFE BUILT PERMIT TECH	0	25,775	30,000	0	0
101-371-810.00	RENTAL INSPECTIONS	0	0	6,000	0	0
101-371-901.00	TRAVEL MEALS & CONFERENCES	0	20	0	0	0
101-371-902.00	PUBLIC NOTICES, ETC	1,046	0	0	0	0
101-371-915.00	MEMBERSHIPS AND DUES	1,062	194	1,100	1,100	1,100
101-371-916.02	EDUCATION & TRAINING	0	330	500	500	500
101-371-932.00	VEHICLE REPAIRS & MAINTENANCE	85	940	2,200	2,200	2,200
101-371-933.00	SOFTWARE MAINTENANCE AGREEMENTS	0	0		5,500	5,500
101-371-933.01	BS&A SOFTWARE ANNUAL SUPPORT FEE	1,322	574	2,500	1,000	1,000
101-371-934.50	R&M OFFICE EQUIPMENT	0	820	1,000	2,000	2,000
101-371-946.00	ENGINEERING	9,540	705	2,000	1,000	1,000
101-371-955.00	MISCELLANEOUS EXPENSE	324	0	1,000	1,000	1,000
	TOTAL -- BUILDING INSPECTION	588,553	523,022	486,607	492,086	496,487
Dept 441-DEPARTMENT OF PUBLIC WORKS (DPW)						
101-441-620.00	MOSQUITO CONTROL - moved to 000.688.33	1,488	(66)	1,500	0	0
101-441-702.00	WAGES - FULL TIME EMPLOYEES	46,667	59,076	107,336	86,312	88,901
101-441-704.00	WAGES - PART TIME EMPLOYEES	0	1,027	0	0	0
101-441-709.00	FICA	3,628	4,311	6,681	5,351	5,512
101-441-711.00	MEDICARE	0	0	0	1,252	1,289
101-441-714.00	LONGEVITY	0	750	0	0	0
101-441-716.00	DEFINED CONTRIBUTION	3,665	5,497	8,734	8,631	8,890
101-441-718.00	HEALTH INSURANCE - ACTIVE EMPLOYEES	0	14,985	11,774	14,471	15,194
101-441-718.02	LIFE & DISABILITY INS	678	260	592	539	566
101-441-718.03	DENTAL INSURANCE	2,159	1,495	2,192	2,192	2,302
101-441-728.00	DC HEALTH SAVINGS 3% CONTRIBUTION	0	1,646	2,100	2,589	2,667
101-441-755.00	TOOLS & SUPPLIES	0	0	400	500	500

FY 2024 BUDGET - VILLAGE OF BEVERLY HILLS

GENERAL FUND		2021	2022	2023	2024	2025
		ACTIVITY	ACTIVITY	AMENDED BUDGET	REQUESTED BUDGET	REQUESTED BUDGET
Fund 101 - GENERAL FUND						
101-441-802.00		LEGAL FEES	0	0	5,000	5,000
101-441-820.00		JANITORIAL SERVICE - moved to 265	0	0	0	0
101-441-850.01		COMMUNICATIONS - DPW	60	0	0	1,000
101-441-883.00		PARK OPENER FEES - Dept 751	4,040	0	0	0
101-441-901.00		TRAVEL MEALS & CONFERENCES	0	0	0	4,500
101-441-915.00		MEMBERSHIPS AND DUES	0	0	1,000	1,020
101-441-916.02		EDUCATION & TRAINING	0	310	0	2,000
101-441-920.00		UTILITIES - DPW Building	446	583	12,500	12,500
101-441-920.50		STREET LIGHT UTILITIES AND OPER MAIN	11,911	11,612	14,000	15,000
101-441-932.00		VEHICLE REPAIRS & MAINTENANCE	2,416	3,126	2,000	3,000
101-441-932.70		GAS - VEHICLES	0	0	5,000	5,000
101-441-934.04		R & M - GENERAL STREET - in Roads	2,215	0	2,000	0
101-441-934.26		R&M BUILDING & GROUNDS - moved to 265	2,289	2,562	42,000	0
101-441-934.34		ISLAND LANDSCAPING - moved to Dept 265	26,878	31,309	0	0
101-441-934.37		WEED/GRASS CUTTING/TRIM - Dept 265	0	1,367	0	0
101-441-934.70		SIDEWALK MAINTENANCE	0	0	0	2,000
101-441-946.00		ENGINEERING	401	0	0	0
101-441-955.00		MISCELLANEOUS EXPENSE	1,189	252	1,000	1,500
		TOTAL -- PUBLIC WORKS	110,130	140,102	225,809	174,337
Dept 528-RUBBISH COLLECTION/DISPOSAL						
101-528-919.01	**	RUBBISH COLLECTION	597,346	600,625	625,366	625,366
101-528-919.02	**	CHRISTMAS TREE CHIPPING	8,820	9,300	9,691	9,035
101-528-919.04	**	RUBBISH DISPOSAL	199,115	200,025	208,455	208,455
101-528-919.06	**	CURBSIDE CHIPPING	0	113,416	55,000	59,332
101-528-919.07	**	STORM DAMAGE - PICKUP AND DISPOSAL	0	0	75,000	25,000
		TOTAL -- RUBBISH COLLECTION/DISPOSAL	805,281	923,366	973,512	927,188
Dept 693-COMMUNITY ACTION PROGRAM						
101-693-852.00		OTHER MUNICIPAL COMMUNICATION	0	1,745	2,000	1,000
101-693-880.01		CDBG GRANTS TO BASCC - EXPENSES PAID	6,603	4,452	11,000	11,220
101-693-881.00		VILLAGE CALENDAR PROJECT	5,345	5,335	7,283	7,500
101-693-882.00		VILLAGE NEWSLETTER	16,643	17,054	14,045	15,000
101-693-890.01		CONTRIBUTION BHAM YOUTH ASSIS	13,000	13,000	13,000	13,000
101-693-890.02		CONTR BIRMINGHAM COM COALITIO	1,800	1,800	1,800	1,800
101-693-890.10		FRIENDS OF THE ROUGE	0	1,100	2,200	2,200
101-693-891.00		CONTRIBUTION BHAM SENIORS - NEXT	43,375	43,375	43,375	51,712
101-693-894.00		SPECIAL EVENTS	400	10,195	7,000	11,000
101-693-896.00		HALLOWEEN HOOT EXPENSES	0	5,634	6,200	10,000
101-693-896.50		MEMORIAL DAY PARADE EXPENSES	743	5,970	7,000	7,000
101-693-896.60		OTHER EVENTS	1,950	2,696	0	0
		TOTAL -- COMMUNITY ACTION PROG	89,859	112,356	114,903	131,432
Dept 701-PLANNING						
101-701-702.00		WAGES - FULL TIME EMPLOYEES	0	25,567	27,500	27,300
101-701-709.00		FICA	0	1,909	2,869	1,693
101-701-711.00		MEDICARE	0	0	0	396
101-701-712.00		HEALTH INSURANCE OPT OUT	0	0	1,600	1,470
101-701-714.00		LONGEVITY	0	75	0	0
101-701-716.00		DEFINED CONTRIBUTION	0	2,557	3,750	2,730
101-701-718.00		HEALTH INSURANCE - ACTIVE EMPLOYEES	0	4,146	560	0
101-701-718.02		LIFE & DISABILITY INS	0	242	315	189
101-701-718.03		DENTAL INSURANCE	0	479	1,992	767
101-701-718.04		HEALTH - H R A - BCN	0	0	1,000	1,000
101-701-728.00		DC HEALTH SAVINGS 3% CONTRIBUTION	0	602	1,125	819

FY 2024 BUDGET - VILLAGE OF BEVERLY HILLS

GENERAL FUND		2021	2022	2023	2024	2025
		ACTIVITY	ACTIVITY	AMENDED BUDGET	REQUESTED BUDGET	REQUESTED BUDGET
Fund 101 - GENERAL FUND						
101-701-802.00	LEGAL FEES	0	0	2,000	2,000	2,000
101-701-901.00	TRAVEL MEALS & CONFERENCES	0	0	1,000	1,000	1,000
101-701-902.00	PUBLIC NOTICES, ETC	0	195	1,000	1,000	1,000
101-701-915.00	MEMBERSHIPS AND DUES	0	675	1,000	1,000	1,000
101-701-934.50	R&M OFFICE EQUIPMENT	0	0	0	1,000	1,000
101-701-942.00	PLAN DIGITIZATION SERVICES	0	0	0	1,000	1,000
101-701-946.00	PLANNING & ENGINEER CONSULTANT	0	4,630	5,000	7,500	7,500
101-701-955.00	MISCELLANEOUS EXPENSE	0	0	500	500	500
	TOTAL -- PLANNING	0	41,077	51,211	51,364	53,058
Dept 702-ZONING						
101-702-702.00	WAGES - FULL TIME EMPLOYEES	0	27,774	27,500	27,300	28,665
101-702-709.00	FICA	0	2,074	2,869	1,693	1,777
101-702-711.00	MEDICARE	0	0	0	396	416
101-702-712.00	HEALTH INSURANCE OPT OUT	0	0	0	1,470	1,470
101-702-714.00	LONGEVITY	0	88	0	0	0
101-702-716.00	DEFINED CONTRIBUTION	0	2,777	3,750	2,730	2,867
101-702-718.00	HEALTH INSURANCE - ACTIVE EMPLOYEES	0	4,241	560	0	0
101-702-718.02	LIFE & DISABILITY INS	0	175	315	270	283
101-702-718.03	DENTAL INSURANCE	0	490	1,992	767	806
101-702-718.04	HEALTH - H R A - BCN	0	0	1,000	1,000	1,000
101-702-728.00	DC HEALTH SAVINGS 3% CONTRIBUTION	0	841	1,125	819	860
101-702-802.00	LEGAL FEES	0	625	2,000	2,000	2,000
101-702-901.00	TRAVEL MEALS & CONFERENCES	0	0	0	0	0
101-702-902.00	PUBLIC NOTICES, ETC	0	391	1,000	1,000	1,000
101-702-915.00	MEMBERSHIPS AND DUES	0	0	0	0	0
101-702-934.50	R&M OFFICE EQUIPMENT	0	0	0	0	0
101-702-946.00	PLANNING & ENGINEER CONSULTANT	0	1,853	3,500	1,500	1,500
101-702-955.00	MISCELLANEOUS EXPENSE	0	0	500	500	500
	TOTAL -- ZONING	0	41,329	46,111	41,444	43,143
Dept 728-ECONOMIC DEVELOPMENT - new dept as of FY23						
101-728-702.00	WAGES - FULL TIME EMPLOYEES	0	0	23,000	46,800	48,204
101-728-709.00	FICA	0	0	1,426	2,995	3,084
101-728-711.00	MEDICARE	0	0	334	700	721
101-728-714.00	LONGEVITY	0	0	750	1,500	1,500
101-728-716.00	DEFINED CONTRIBUTION	0	0	2,300	4,680	4,820
101-728-718.00	HEALTH INSURANCE - ACTIVE EMPLOYEES	0	0	1,400	2,188	2,298
101-728-718.02	LIFE & DISABILITY INS	0	0	200	270	283
101-728-718.03	DENTAL INSURANCE	0	0	200	351	368
101-728-718.04	HEALTH - H R A - BCN	0	0	0	1,000	1,000
101-728-728.00	DC HEALTH SAVINGS 3% CONTRIBUTION	0	0	690	1,404	1,446
101-728-880.00	VILLAGE MARKETING AND PROMOTION	0	0	0	15,000	15,000
101-728-901.00	TRAVEL, MEALS & CONFERENCES	0	0	0	1,000	1,000
101-728-915.00	MEMBERSHIPS AND DUES	0	0	500	500	500
101-728-955.00	MISCELLANEOUS EXPENSE	0	0	0	500	500
	TOTAL -- ECONOMIC DEVELOPMENT	0	0	30,800	78,888	80,726
Dept 751-PARKS AND RECREATION DEPARTMENT						
101-751-704.00	WAGES - PART TIME EMPLOYEES	13,497	11,356	20,000	20,000	20,000
101-751-709.00	FICA	1,117	1,156	1,530	1,240	1,240
101-751-711.00	MEDICARE	0	0	0	290	290
101-751-850.01	COMMUNICATIONS - PHONE, INTERNET	660	720	1,000	3,600	3,600
101-751-875.00	BUY-A-BRICK EXPENSES	0	1,054	0	0	0
101-751-883.00	PARK OPENER FEES	2,160	7,200	5,750	7,200	7,200

FY 2024 BUDGET - VILLAGE OF BEVERLY HILLS

GENERAL FUND			2021	2022	2023	2024	2025
			ACTIVITY	ACTIVITY	AMENDED BUDGET	REQUESTED BUDGET	REQUESTED BUDGET
Fund 101 - GENERAL FUND							
101-751-920.00		UTILITIES	892	864	1,000	1,000	1,000
101-751-934.02		BUCKTHORN ERADICATION	17,000	15,798	7,790	5,000	5,000
101-751-934.05		CONTRACT R&M PARK - COMEAU	68,747	85,387	75,000	90,000	94,500
101-751-934.18		R&M PARK	17,627	17,468	15,000	20,000	20,000
101-751-934.20		OUTDOOR SERVICES LANDSCAPING	0	0	5,998	10,000	10,000
101-751-934.21		OUTDOOR SERVICES PORTABLE RESTROOM	0	3,666	4,000	4,000	0
101-751-934.22		PARK - TREE MAINTENANCE/REMOVAL	900	0	16,000	20,000	20,000
101-751-946.00		ENGINEERING	1,335	1,483	0	0	0
101-751-955.00		MISCELLANEOUS EXPENSE	2,172	2,585	2,000	2,000	2,000
		TOTAL -- PARKS & RECREATION	126,107	148,737	155,068	184,330	184,830
Dept 900-CAPITAL OUTLAY							
101-900-970.99		CAPITAL - OTHER	1,249	0	0	0	0
101-900-975.00		CAPITAL BUILDING IMPROVEMENTS	0	0	15,000	10,000	210,000
101-900-975.05		SITE IMPROVEMENTS	0	0	5,000	10,000	10,000
101-900-980.01		CAPITAL OUTLAY - OFFICE FURN & EQUIP	15,028	4,223	13,000	7,000	5,000
101-900-984.01	**	DECISION MAKING TOOL	0	0	0	25,000	0
		TOTAL -- CAPITAL EXPENDITURES	16,277	4,223	33,000	52,000	225,000
Dept 906-DEBT SERVICE							
101-906-991.50		PRINCIPAL PAYMENT	0	0	0	0	0
101-906-992.50		INTEREST PAYMENT	0	0	0	0	0
		TOTAL -- DEBT SERVICE	0	0	0	0	0
Dept 966-TRANSFERS OUT TO OTHER FUNDS							
101-966-995.02		TRANSFER OUT T/MAJOR ROAD FUND	100,000	400,000	0	0	0
101-966-995.03	**	TRANSFER OUT T/LOCAL ROAD FUND	200,000	400,000	600,000	300,000	0
101-966-995.04		TRANSFERS OUT T/CAPITAL PROJECTS	100,000	300,000	0	200,000	1,600,000
101-966-995.28	**	TRANSFERS OUT T/PARK IMPROVEMENT FUND	0	0	0	0	0
		TOTAL -- TRANSFERS	400,000	1,100,000	600,000	500,000	1,600,000
ESTIMATED REVENUES - FUND 101			3,946,880	4,148,300	4,296,787	4,624,842	4,711,765
APPROPRIATIONS - FUND 101			3,092,934	4,008,360	3,897,924	3,835,380	5,177,797
NET OF REVENUES/APPROPRIATIONS - FUND 101			853,946	139,940	398,864	789,462	(466,032)
BEGINNING FUND BALANCE			3,109,265	3,963,211	4,103,151	4,502,015	5,291,477
ENDING FUND BALANCE			3,963,211	4,103,151	4,502,015	5,291,477	4,825,445

FY 2024 BUDGET - VILLAGE OF BEVERLY HILLS

GENERAL FUND - FUND 101	FY24
DEPARTMENT 000 REVENUE	
402.00 CURRENT PROPERTY TAXES	1,346,693
404.00 RUBBISH TAXES	932,937
RUBBISH PROPERTY TAXES ARE A PASS THROUGH TAX FOR THE COST OF COLLECTING AND DISPOSAL OF RESIDENT RUBBISH	
DEPARTMENT 000 - REVENUE	
476.01	
TO	
476.12 PERMIT REVENUE	469,000
THE VILLAGE ISSUES PERMITS AND IS PAID PERMIT FEES FOR FENCE, CONCRETE, CULVERT, SIGN AND ZONING PERMITS. THE VILLAGE CONTRACTS WITH SAFE BUILT TO DO BUILDING PLAN REVIEW AND INSPECTION SERVICES ALONG WITH ALL RELATED PERMITS. THIS WAS EFFECTIVE AUGUST 8TH, 2016. FOR THESE PERMITS, THE VILLAGE COLLECTS 100% OF THE REVENUES AND IS INVOICED BY SAFE BUILT MONTHLY FOR 80% OF REVENUES FOR PERMITS ISSUED FOR THE PRIOR MONTH.	
574.01 STATE SALES TAX-CONSTITUTIONAL	1,158,274
CONSTITUTIONAL REVENUE SHARING PAYMENTS ARE BASED ON 15% OF THE 4% OF MICHIGAN'S 6% SALES TAX COLLECTIONS. DISTRIBUTIONS ARE MADE TO ALL MICHIGAN CITIES, VILLAGES, AND TOWNSHIPS ON A POPULATION BASIS.	
BUDGETED AMOUNT IS BASED ON REVENUE SHARING PROJECTIONS FROM THE MICHIGAN DEPARTMENT OF TREASURY. THESE ARE SUBJECT TO CHANGE PER THE STATE OF MICHIGAN.	
574.02 STATE SALES TAX-STATUTORY	42,767
BASED ON REVENUE SHARING PROJECTIONS FROM THE MICHIGAN DEPARTMENT OF TREASURY. THESE ARE SUBJECT TO CHANGE PER THE STATE OF MICHIGAN.	
626.10 CHARGES FOR SERVICES - WATER	187,000
THIS IS AN ADMINISTRATIVE CHARGE FROM THE GENERAL FUND TO THE WATER FUND FOR ADMINISTRATIVE SERVICES.	
DEPARTMENT 101 VILLAGE COUNCIL	
704.07 VILLAGE COUNCIL FEES	17,800
EFFECTIVE 12/1/2020 EACH COUNCIL MEMBER RECEIVES \$100/MEETING NOT TO EXCEED \$2,400/YEAR. PRESIDENT RECEIVES AN ADDITIONAL \$1,000/YEAR	
DEPARTMENT 248 GENERAL ADMINISTRATION	
717.00 DEFINED BENEFIT PENSION PLAN	32,532
VILLAGE SPONSORED RETIREE PENSION PLAN FOR ELIGIBLE EMPLOYEES HIRED BEFORE 7/1/2013.	
723.00 RETIREE HEALTH CARE PAID BY THE VILLAGE	56,000
ELIGIBLE EMPLOYEES ARE THOSE HIRED ON OR BEFORE 7/1/2006.	
THE AMOUNT PAID OUT OF VILLAGE FUNDS IS TO BE CAPPED AT \$400K IN TOTAL (\$344,000 IN FUND 205 AND \$56,000 IN FUND 101). ANY PREMIUMS IN EXCESS OF THE CAPPED AMOUNT WILL BE PAID OUT OF THE MERS RETIREE HEALTH CARE FUND.	
DEPARTMENT 371 BUILDING	
THE VILLAGE COLLECTS 100% OF THE REVENUES AND IS INVOICED MONTHLY AT 80% OF REVENUES FOR PERMITS ISSUED FOR THE PRIOR MONTH, EXCLUDING CONCRETE, CULVERT, AND ZONING PERMITS.	
806.00 BUILDING INSPECTOR FEES	330,000
FEES PAID TO SAFE BUILT INVOICED AT 80% OF REVENUES FOR PERMITS ISSUED FOR PRIOR MONTH.	
807.00 SAFE BUILT CODE ENFORCEMENT	
CODE ENFORCEMENT IS NOW IN HOUSE AND IS BUDGETED IN PUBLIC SAFETY	
808.00 SAFE BUILT PERMIT TECH	
PERMIT TECH IS NOW IN HOUSE AND COST INCLUDED IN FULL TIME WAGES	
DEPARTMENT 528 RUBBISH COLLECTION/DISPOSAL	

FY 2024 BUDGET - VILLAGE OF BEVERLY HILLS

GENERAL FUND - FUND 101		FY24
919.01	RUBBISH COLLECTION RUBBISH COLLECTION SERVICES ARE HANDLED BY CAR TRUCKING WITH PAYMENT TO SOCRRA FOR THEIR SERVICES.	625,366
919.02	CHRISTMAS TREE CHIPPING CHRISTMAS TREE CHIPPING SERVICES ARE PERFORMED BY COMEAU.	9,035
919.04	RUBBISH DISPOSAL RUBBISH DISPOSAL SERVICES ARE HANDLED BY CAR TRUCKING WITH PAYMENT TO SOCRRA FOR THEIR SERVICES.	208,455
919.06	CURBSIDE CHIPPING THE CURBSIDE CHIPPING PROGRAM BEGAN IN MAY 2021. SERVICES ARE PROVIDED BY COMEAU.	59,332
919.07	STORM DAMAGE - PICKUP AND DISPOSAL THIS ACCOUNT HAS BEEN CREATED TO SEPARATE THE EXPENDITURES AS A RESULT OF WINTER STORMS FROM THE REGULAR MONTHLY CURBSIDE CHIPPING EXPENSE. SERVICES ARE PROVIDED BY COMEAU.	25,000
DEPARTMENT 693 COMMUNITY ACTION PROGRAM		
880.01	CDBG GRANTS TO "NEXT" BLOCK GRANT ALLOCATION FOR 2022-2023	11,220
890.01	CONTRIBUTION - BIRMINGHAM YOUTH ASSISTANCE INCLUDED ARE CONTRIBUTIONS PER REQUEST FOR CONTINUED SUPPORT.	13,000
890.02	CONTRIBUTION - BIRMINGHAM BLOOMFIELD COMMUNITY COALITION INCLUDED ARE CONTRIBUTIONS PER REQUEST FOR CONTINUED SUPPORT.	1,800
890.10	CONTRIBUTION - FRIENDS OF THE ROUGE INCLUDED ARE ANTICIPATED CONTRIBUTIONS TO SUPPORT FRIENDS OF THE ROUGE.	2,200
891.00	CONTRIBUTION BIRMINGHAM SENIORS - NEXT INCLUDED ARE CONTRIBUTIONS TO "NEXT" PER REQUEST FOR CONTINUED SUPPORT AND FOR PROPERTY MAINTENANCE. NEXT REQUESTED ADDITIONAL FUNDS TO COVER YARD MAINTENANCE COSTS ASSOCIATED WITH SERVICES PROVIDED TO SENIORS. THE VILLAGE IS REQUESTING ADDITIONAL MONIES TO START A SHOVELING PROGRAM FOR SENIORS WHO NEED	51,712
DEPARTMENT 701 PLANNING		
702.00	SALARIES & WAGES THE PLANNING AND ZONING ADMINISTRATOR'S WAGES ARE SPLIT AS FOLLOWS: 30% BUILDING, 35% PLANNING, 35% ZONING	27,300
Dept 728-ECONOMIC DEVELOPMENT - new dept as of FY23		
The Economic Development team will work with new and current business owners from conception through development to help meet timelines, provide market research data, site selection, and assist in the site plan process. The team will strive to provide materials, data, and outstanding customer service throughout each business's development activities.		
702.00	SALARIES & WAGES THE ECONOMIC DEVELOPMENT DEPARTMENT WILL PROMOTE AND MARKET THE BUSINESS COMMUNITY IN THE VILLAGE OF BEVERLY HILLS. THE ECONOMIC DEVELOPMENT ASSOCIATE'S WAGES ARE SPLIT 75% ECONOMIC DEVELOPMENT AND 25% BUILDING DEPARTMENT.	46,800
DEPARTMENT 751 PARKS		
THIS DEPARTMENT INCLUDES PART TIME PARK WAGES AND ROUTINE REPAIR AND MAINTENANCE FOR VILLAGE PARKS. PARK IMPROVEMENT CAPITAL EXPENSES ARE IN FUND 208.		
DEPARTMENT 900 CAPITAL EXPENDITURES		52,000
984.01	DECISION MAKING TOOL	25,000

FY 2024 BUDGET - VILLAGE OF BEVERLY HILLS

GENERAL FUND - FUND 101

FY24

The Village of Beverly Hills has completed individual asset management plans, capital improvement plans and reliability studies for their road network, sewer system and water system to comply with regulatory requirements and/or take advantage of funding opportunities. These planning documents provide an excellent tool to manage each component of infrastructure. The purpose of this grant is to develop a Decision Support Tool that is intended to allow synchronization of the various management plans into a coordinated effort when analyzing improvements on a year-to-year basis. It would also provide a mechanism to adjust the importance of one component over another as regulatory, funding sources and/or other factors may arise.

PLEASE REFERENCE THE BUDGETED LIST OF CAPITAL FOR DETAIL

DEPARTMENT 966 INTERFUND TRANSFERS

995.03	INTERFUND TRANSFER TO LOCAL ROAD FUND TRANSFER OUT OF GENERAL FUND TO LOCAL ROAD FUND TO SUPPORT PROJECTS UNFUNDED BY ACT 51\$.	300,000
995.28	INTERFUND TRANSFER TO PARK IMPROVEMENT FUND TRANSFER OUT OF GENERAL FUND TO PARK IMPROVEMENT FUND TO HELP FUND THE NEW PLAYGROUND EQUIPMENT	0

FY 2024 BUDGET - VILLAGE OF BEVERLY HILLS

VACATION RESERVE FUND			2021	2022	2023	2024	2025
			ACTIVITY	ACTIVITY	AMENDED BUDGET	REQUESTED BUDGET	REQUESTED BUDGET
Fund 103- VACATION RESERVE FUND							
Dept 000-REVENUES							
103-000-626.00		CHARGES F/SERVICES	24,000	24,000	24,000	39,000	39,000
103-000-665.00		INTEREST F/INVESTMENTS	41	66	250	2,000	2,000
103-000-683.00		EMPLOYEE CONTRIBUTION	0	0	0	0	0
103-000-688.01		OTHER REVENUE - ADJ	0	1,438	0	0	0
		TOTAL -- REVENUES	24,041	25,504	24,250	41,000	41,000
Dept 171 - VILLAGE MANAGER							
103-171-716.00		DEFINED CONTRIBUTION PENSION PLAN EXP	32	0	0	0	0
103-171-728.00		DC HEALTH SAVINGS 3% CONTRIBUTION	10	0	0	0	0
		TOTAL -- VILLAGE MANAGER	42	0	0	0	0
Dept 191 - VILLAGE ACCOUNTING AND FINANCE							
103-191-716.00		DEFINED CONTRIBUTION PENSION PLAN EXP	0	297	0	0	0
103-191-728.00		DC HEALTH SAVINGS 3% CONTRIBUTION	0	89	0	0	0
		TOTAL --VILLAGE ACCOUNTING/FINANCE	0	386	0	0	0
Dept 248-GENERAL ADMINISTRATION							
103-248-705.00		VACATION PAY	9,415	12,044	0	0	0
103-248-709.00		FICA	717	876	0	0	0
103-248-711.00		MEDICARE	0	0	0	0	0
		TOTAL -- GENERAL ADMINISTRATION	10,132	12,920	0	0	0
Dept 345-PUBLIC SAFETY DEPARTMENT							
103-345-705.00		VACATION PAY	17,189	45,661	15,000	20,000	20,000
103-345-709.00		FICA	1,306	3,486	1,147	1,240	1,240
103-345-711.00		MEDICARE	0	0	0	290	290
103-345-716.00		DEFINED CONTRIBUTION PENSION PLAN EXP	513	134	0	2,000	2,000
103-345-728.00		DC HEALTH SAVINGS 3% CONTRIBUTION	128	34	0	600	600
		TOTAL -- PUBLIC SAFETY	19,136	49,314	16,147	24,130	24,130
Dept 441 - DEPARTMENT OF PUBLIC WORKS (DPW)							
103-441-716.00		DEFINED CONTRIBUTION PENSION PLAN EXP	0	552	0	0	0
103-441-728.00		DC HEALTH SAVINGS 3% CONTRIBUTION	0	166	0	0	0
		TOTAL -- Dept 441 - DEPART OF PUBLIC WORKS (DPW)	0	717	0	0	0
ESTIMATED REVENUES - FUND 103			24,041	25,504	24,250	41,000	41,000
APPROPRIATIONS - FUND 103			29,310	63,337	16,147	24,130	24,130
NET OF REVENUES/APPROPRIATIONS - FUND 103			(5,269)	(37,833)	8,103	16,870	16,870
BEGINNING FUND BALANCE			107,364	102,095	64,261	72,364	89,234
ENDING FUND BALANCE			102,095	64,261	72,364	89,234	106,104

FY 2024 BUDGET - VILLAGE OF BEVERLY HILLS

SICK PAY FUND			2021	2022	2023	2024	2025
			ACTIVITY	ACTIVITY	AMENDED BUDGET	REQUESTED BUDGET	REQUESTED BUDGET
Fund 105 - SICK PAY FUND							
Dept 000-REVENUES							
105-000-626.00		CHARGES F/SERVICES	10,000	12,000	10,000	10,000	10,000
105-000-665.00		INTEREST F/INVESTMENTS	69	132	250	3,500	3,500
105-000-688.01		OTHER REVENUE - ADJ	0	1,494	0	0	0
		TOTAL -- REVENUES	10,069	13,626	10,250	13,500	13,500
Dept 171 - VILLAGE MANAGER							
105-171-716.00		DEFINED CONTRIBUTION PENSION PLAN EXP	410	0	0	0	0
105-171-728.00		DC HEALTH SAVINGS 3% CONTRIBUTION	123	0	0	0	0
		TOTAL - VILLAGE MANAGER	533	0	0	0	0
Dept 248-GENERAL ADMINISTRATION							
105-248-709.00		FICA	493	1,372	0	0	0
105-248-726.00		SICK LEAVE	6,574	22,148	0	0	0
		TOTAL -- GENERAL ADMINISTRATION	7,067	23,520	0	0	0
Dept 345-PUBLIC SAFETY DEPARTMENT							
105-345-705.00		VACATION PAY	3,430	0	0	0	0
105-345-709.00		FICA	1,607	1,116	765	620	620
105-345-711.00		MEDICARE	0	0	0	145	145
105-345-716.00		DEFINED CONTRIBUTION PENSION PLAN EXP	412	0	1,200	1,000	1,000
105-345-726.00		SICK LEAVE	17,662	14,591	10,000	10,000	10,000
105-345-728.00		DC HEALTH SAVINGS 3% CONTRIBUTION	103	0	0	300	300
		TOTAL -- PUBLIC SAFETY	23,214	15,707	11,965	12,065	12,065
ESTIMATED REVENUES - FUND 105			10,069	13,626	10,250	13,500	13,500
APPROPRIATIONS - FUND 105			30,814	39,227	11,965	12,065	12,065
NET OF REVENUES/APPROPRIATIONS - FUND 105			(20,745)	(25,601)	(1,715)	1,435	1,435
BEGINNING FUND BALANCE			183,302	162,557	136,956	135,241	136,676
ENDING FUND BALANCE			162,557	136,956	135,241	136,676	138,111

FY 2024 BUDGET - VILLAGE OF BEVERLY HILLS

MAJOR ROAD FUND			2021	2022	2023	2024	2025
			2021	ACTIVITY	AMENDED BUDGET	REQUESTED BUDGET	REQUESTED BUDGET
Fund 202 - MAJOR ROAD FUND							
Dept 000-REVENUES							
202-000-546.00	**	STATE GAS & WEIGHT TAX	780,838	840,891	861,959	884,696	889,891
202-000-546.01	**	STATE BUILD MICHIGAN	14,692	14,923	14,688	15,000	15,000
202-000-583.00		MATCHING FUND REVENUE - OAKLAND COUNTY	0	0	94,956	0	0
202-000-589.00		CITY OF SOUTHFIELD - CONTRIB CAPITAL-LOC	699,485	(10,456)	0	0	0
202-000-590.00		RCOC CONTRIBUTED CAPITAL - FEDERAL PROJ	124,432	(2,969)	0	0	0
202-000-665.00		INTEREST F/INVESTMENTS	113	1,271	33,000	35,000	35,000
202-000-688.07		SPECIAL ASSESSMENT	6,589	3,601	1,000	1,000	1,000
202-000-699.01		INTERFUND TRANSFER IN F/GENERAL FUND	100,000	400,000	0	0	0
		TOTAL -- REVENUES	1,726,149	1,247,261	1,005,603	935,696	940,891
Dept 449-ROAD COMMISSION/STREET DEPT (ACT 51)							
202-449-812.50		OAKLAND COUNTY TRIPARTY CONTR	0	0	0	0	0
202-449-812.70		PRIOR YEAR ACCRUAL REVERSAL	(32,681)	0	0	0	0
202-449-926.00	**	RESURFACE ASPHALT - 14 MILE/Sidewalks	0	97,400	1,487,817	20,000	0
202-449-927.00		REPLACE CONCRETE	0	0	0	0	0
202-449-928.55		13 MILE SOUTHFIELD/EVERGREEN - FEDERAL	1,005,886	(105,800)	0	0	0
202-449-928.56		13 MILE FEDERAL PROJ MDOT UNBILLED	109,184	117,990	0	0	0
202-449-989.25	**	ROUNDBOUT GREENFIELD/BEVERLY	0	0	243,699	7,732	7,732
		TOTAL -- CONSTRUCTION	1,082,389	109,590	1,731,516	27,732	7,732
Dept 463-ROAD/STREET MAINTENANCE							
202-463-792.00		ROAD REPAIR MATERIAL	14,971	9,103	35,000	36,750	38,220
202-463-818.00		LABOR	2,739	0	1,665	0	0
202-463-819.00		LABOR - SUPERVISOR	0	0	1,111	0	0
202-463-919.07		STORM DAMAGE - PICKUP AND DISPOSAL	0	0	7,253	6,500	6,500
202-463-934.07		CULVERT REPAIR & MAINTENANCE	772	1,310	5,554	2,087	2,171
202-463-934.16		BASINS GRATES & COVERS	3,002	309	222	1,148	1,194
202-463-934.24		R & M DITCHES	2,460	3,648	3,220	3,953	4,111
202-463-934.26		R&M BUILDING & GROUNDS	0	7,909	10,420	9,000	9,360
202-463-934.27		ROAD SHOULDERING	1,479	3,764	5,000	5,000	5,000
202-463-934.33		CLEAN DRAINS CATCH BASINS	2,988	5,016	10,420	27,143	28,229
202-463-934.37		WEED/GRASS CUTTING/TRIMMING	0	31,521	41,680	35,000	36,400
202-463-934.38		TREE REMOVAL & MAINTENANCE	19,216	11,089	25,549	30,000	30,000
202-463-937.00		ASPHALT & COLD PATCH	16,305	20,636	0	17,958	18,676
202-463-940.00		EQUIPMENT RENTAL, reclass in FY22	50,257	6,833	12,013	3,000	3,120
202-463-943.00		SEALING ROAD JOINTS & CRACKS	0	0	20,840	30,000	20,000
202-463-945.00		STREET SWEEPING	1,885	2,320	6,665	3,719	3,868
		TOTAL -- ROUTINE MAINTENANCE	116,074	103,458	186,612	211,258	206,848
Dept 474-TRAFFIC SERVICES							
202-474-927.00		R&M TRAFFIC SIGNS & POSTS	14,519	2,817	0	0	0
202-474-927.50		R&M STREET SIGNS & POSTS	594	508	0	0	0
202-474-934.17		TRAFFIC COUNTER/COUNTS	0	0	0	0	0
202-474-934.28		R&M TRAFFIC LIGHTS	18,576	16,966	0	0	0
202-474-934.29		R & M BRIDGES (INVENTORY/INSP	7,441	1,632	10,173	10,500	10,920
202-474-934.30		R&M CENTERLINE & CROSSWALKS	0	0	20,000	15,000	15,000
202-474-934.31		R&M BARRICADES	810	800	2,070	1,000	1,040
202-474-934.80		R&M TRAFFIC SIGNS & POSTS	0	0	16,560	10,000	10,400
202-474-934.81		R&M STREET SIGNS & POSTS	0	0	2,174	5,000	5,200
202-474-934.82		TRAFFIC COUNTER/COUNTS	0	0	104	0	0
202-474-934.83		R&M TRAFFIC LIGHTS	0	0	20,000	20,000	20,800
		TOTAL -- TRAFFIC SERVICES	41,941	22,723	71,081	61,500	63,360

FY 2024 BUDGET - VILLAGE OF BEVERLY HILLS

MAJOR ROAD FUND			2021	2022	2023	2024	2025
			2021	ACTIVITY	AMENDED BUDGET	REQUESTED BUDGET	REQUESTED BUDGET
Fund 202 - MAJOR ROAD FUND							
Dept 478-WINTER MAINTENANCE - ROAD/STREET					0		
202-478-818.01		WINTER LABOR	2,803	143	5,500	2,000	2,000
202-478-928.00		SALT, BRINE & CHL SAND	57,556	68,448	60,000	72,555	75,457
202-478-940.01		WINTER EQUIPMENT RENTAL	6,589	6,843	10,000	7,254	7,254
		TOTAL -- WINTER MAINTENANCE	66,949	75,434	75,500	81,808	84,711
Dept 482-GENERAL ADMIN - ROAD/STREET							
202-482-915.00		MEMBERSHIPS AND DUES	3,465	3,552	4,435	4,500	4,500
202-482-946.00		ENGINEERING - OTHER (NOT 13 OR 14)	26,539	126,382	5,000	5,000	5,000
202-482-946.03		ENGINEERING - 13 MILE - FEDERAL-FINAL	0	20,131	0	0	0
202-482-955.00		MISCELLANEOUS EXPENSE	0	0	1,000	1,000	1,000
		TOTAL -- GENERAL ADMIN. AND ENG.	30,004	150,065	10,435	10,500	10,500
Dept 900-CAPITAL							
202-900-977.04		CAPITAL EQUIP - NEW TRAFFIC SIGNS	0	0	0	0	0
202-900-977.60		CAPITAL OUTLAY - MAJOR ROADS	0	0	0	0	0
		TOTAL -- PRINCIPAL PAYMENTS	0	0	0	0	0
Dept 966-TRANSFERS OUT TO OTHER FUNDS							
202-966-995.03	**	INTERFUND TRANSFERS- T/LOCAL ROAD FUND	0	0	0	0	500,000
		TOTAL -- TRANSFERS	0	0	0	0	500,000
ESTIMATED REVENUES - FUND 202			1,726,149	1,247,261	1,005,603	935,696	940,891
APPROPRIATIONS - FUND 202			1,337,356	461,269	2,075,144	392,798	873,151
NET OF REVENUES/APPROPRIATIONS - FUND 202			388,793	785,992	(1,069,541)	542,898	67,740
BEGINNING FUND BALANCE			354,767	743,560	1,529,551	460,010	1,002,908
ENDING FUND BALANCE			743,560	1,529,551	460,010	1,002,908	1,070,648

FY 2024 BUDGET - VILLAGE OF BEVERLY HILLS

MAJOR ROADS - FUND 202		FY24	FY25
DEPARTMENT 000 REVENUE			
546.00	STATE GAS & WEIGHT TAX	884,696	889,891
546.01	STATE BUILD MICHIGAN	15,000	15,000
	ACT 51 \$ BASED ON ESTIMATED DISTRIBUTION SCHEDULE PER THE STATE OF MICHIGAN ADJUSTED FOR FISCAL YEAR DIFFERENCES. THIS IS SUBJECT TO CHANGE BY THE STATE OF MICHIGAN. PER MDOT, THIS AMOUNT FORECASTED TO REMAIN RELATIVELY CONSTANT WITH MINIMAL INCREASE.		
Dept 449-ROAD COMMISSION/STREET DEPT (ACT 51)			
926.00	RESURFACE ASPHALT	20,000	0
	DESIGN AND CONSTRUCTION FOR THE MAJOR REHABILITATION OF 14 MILE ROAD BETWEEN LAHSER & EVERGREEN AND SIDEWALKS ALONG THAT STRETCH OF THE ROAD. FY24 BUDGET IS BALANCE OF ENGINEERING.		
989.25	ROUNDAABOUT GREENFIELD/BEVERLY	7,732	7,732
	TOTAL COST OF ROUNDAABOUT IS \$267K. PROJECT WILL START IN FY23.		
DEPARTMENT 482 GENERAL ADMINISTRATION			
995.03	TRANSFERS OUT TO LOCAL ROADS	0	500,000
	TRANSFER TO LOCAL ROAD TO SPONSOR LOCAL ROAD PROJECTS UNFUNDED BY ACT 51\$.		

FY 2024 BUDGET - VILLAGE OF BEVERLY HILLS

LOCAL ROAD FUND			2021	2022	2023	2024	2025
			ACTIVITY	ACTIVITY	AMENDED BUDGET	REQUESTED BUDGET	REQUESTED BUDGET
Fund 203 - LOCAL STREET FUND							
Dept 000-REVENUES							
203-000-406.00	**	TAXES - SPECIAL ASSESSMENTS	0	0	0	4,000	4,000
203-000-546.00	**	STATE GAS & WEIGHT TAX	376,248	403,063	411,907	426,547	429,052
203-000-546.01	**	STATE BUILD MICHIGAN	7,079	7,152	7,080	7,177	7,177
203-000-583.00	**	MATCHING FUND REVENUE - OAKLAND COUNTY	0	0	16,284	24,793	0
203-000-626.00		CHARGES F/SERVICES	420	532	0	0	0
203-000-626.15		REVENUE - BINGHAM FARMS	0	286	0	0	0
203-000-640.00		OTHER REVENUE	2,429	0	0	2,000	2,000
203-000-665.00		INTEREST F/INVESTMENTS	218	398	22,000	25,000	25,000
203-000-688.07		SPECIAL ASSESSMENT	0	1,134	1,000	0	0
203-000-699.01	**	CONTRIBUTION F/GENERAL FUND	200,000	400,000	600,000	300,000	0
203-000-699.02	**	TRANSFERS IN FROM MAJOR ROADS	0	0	0	0	500,000
		TOTAL -- REVENUES	586,394	812,565	1,058,271	789,517	967,229
Dept 449-ROAD COMMISSION/STREET DEPT (ACT 51)							
203-449-926.00	**	RESURFACE ASPHALT - Village Wide	0	0	0	700,000	0
203-449-926.00	**	RESURFACE ASPHALT - Pierce Rd.	0	0	0	0	600,000
203-449-927.00		REPLACE CONCRETE	116,860	523,155	0	0	0
203-449-946.00		ENGINEERING	2,578	50,732	0	0	0
203-449-989.25	**	ROUNDAABOUT GREENFIELD/BEVERLY - moved to Major Road Fund	0	0	0	0	0
		TOTAL -- CONSTRUCTION	119,438	573,887	0	700,000	600,000
Dept 463-ROAD/STREET MAINTENANCE							
203-463-792.00		GRAVEL, SAND, SLAG - Road Repair Material	10,409	11,676	49,568	46,729	48,598
203-463-818.00		LABOR - reallocated	4,797	226	785	0	0
203-463-819.00		LABOR - SUPERVISOR - reallocated	39,133	48,013	28,040	0	0
203-463-831.01		GRADING	2,599	2,912	3,126	33,110	34,501
203-463-919.07		STORM DAMAGE - PICKUP AND DISPOSAL	0	0	30,000	0	0
203-463-934.00		MAINTENANCE - OTHER	4,131	6,253	10,350	6,500	6,760
203-463-934.07		CULVERT REPAIR & MAINTENANCE	11,331	22,595	31,200	29,906	31,103
203-463-934.16		BASINS GRATES & COVERS	13,377	10,278	16,040	8,200	8,528
203-463-934.24		R & M DITCHES	2,107	12,673	5,731	6,986	7,265
203-463-934.25	**	SIDEWALK MAINTENANCE	567	867	7,084	50,000	50,000
203-463-934.27		ROAD SHOULDERING	235	135	1,618	0	0
203-463-934.33	**	CLEAN DRAINS CATCH BASINS	26,993	28,305	30,000	108,572	112,915
203-463-934.36		DUST CONTROL	(750)	1,500	3,126	1,300	1,352
203-463-934.37		GROUNDS MAINTENANCE	2,302	2,879	4,000	4,000	4,160
203-463-934.38		TREE REMOVAL & MAINTENANCE	98,127	101,380	105,000	120,000	120,000
203-463-937.00		ASPHALT & COLD PATCH	24,853	24,655	0	29,805	30,997
203-463-940.00		EQUIPMENT RENTAL	49,529	43,105	15,000	15,000	15,000
203-463-943.00		SEALING ROAD JOINTS & CRACKS	0	0	16,471	20,000	30,000
203-463-945.00		STREET SWEEPING	5,956	5,956	6,471	11,913	11,913
		TOTAL -- ROUTINE MAINTENANCE	295,695	323,407	363,610	492,021	513,092
Dept 474-TRAFFIC SERVICES							
203-474-927.00		R&M TRAFFIC SIGNS & POSTS	12,322	10,355	0	0	0
203-474-927.50		R&M STREET SIGNS & POSTS	1,312	1,031	0	0	0
203-474-934.30		R&M CENTERLINE & CROSSWALKS	8,053	34	2,000	3,331	3,464
203-474-934.31		R&M BARRICADES	10,336	1,848	5,000	5,035	5,237
203-474-934.80		R&M TRAFFIC SIGNS & POSTS	0	0	20,000	13,000	13,520
203-474-934.81		R&M STREET SIGNS & POSTS	0	0	10,000	1,500	1,560
203-474-934.82		TRAFFIC COUNTER/COUNTS	0	0	0	0	0
		TOTAL -- TRAFFIC SERVICES	32,023	13,269	37,000	22,866	23,781

FY 2024 BUDGET - VILLAGE OF BEVERLY HILLS

LOCAL ROAD FUND			2021	2022	2023	2024	2025
			ACTIVITY	ACTIVITY	AMENDED BUDGET	REQUESTED BUDGET	REQUESTED BUDGET
Fund 203 - LOCAL STREET FUND							
Dept 478-WINTER MAINTENANCE - ROAD/STREET							
203-478-818.01		WINTER LABOR	1,389	410	1,245	2,000	2,000
203-478-928.00		SALT & SAND	17,205	25,838	20,000	21,635	22,933
203-478-940.01		WINTER EQUIPMENT RENTAL	14,137	14,522	15,000	15,769	16,400
		TOTAL -- WINTER MAINTENANCE	32,730	40,770	36,245	39,404	41,333
Dept 482-GENERAL ADMIN - ROAD/STREET							
203-482-946.00		ENGINEERING - OTHER	2,290	34,017	5,000	10,000	10,400
203-482-955.00		MISCELLANEOUS EXPENSE	0	0	4,000	3,000	3,000
		TOTAL -- GENERAL ADMIN. & ENG.	2,290	34,017	9,000	13,000	13,400
Dept 900-CAPITAL EXPENDITURES							
203-900-976.01		CAPITAL EQUIP - NEW TRAFFIC SIGNS	19,244	0	0	0	0
		TOTAL -- CAPITAL EXPENDITURES	19,244	0	0	0	0
ESTIMATED REVENUES - FUND 203			586,394	812,565	1,058,271	789,517	967,229
APPROPRIATIONS - FUND 203			501,420	985,350	445,855	1,267,292	1,191,606
NET OF REVENUES/APPROPRIATIONS - FUND 203			84,974	(172,784)	612,416	(477,775)	(224,377)
BEGINNING FUND BALANCE			390,866	475,840	303,056	915,472	437,696
ENDING FUND BALANCE			475,840	303,056	915,472	437,696	213,319

FY 2024 BUDGET - VILLAGE OF BEVERLY HILLS

LOCAL ROADS - FUND 203		FY24	FY25
DEPARTMENT 000 REVENUE			
406.00	TAXES - SPECIAL ASSESSMENTS SPECIAL ASSESSMENT TAXES ARE FROM UNPAID SOUTHFIELD ROAD MAINTENANCE EXPENDITURES PUT ON THE SUBSEQUENT YEARS' TAX ROLL	4,000	4,000
546.00	STATE GAS & WEIGHT TAX	426,547	429,052
546.01	STATE BUILD MICHIGAN ACT 51 \$ BASED ON ESTIMATED DISTRIBUTION SCHEDULE PER THE STATE OF MICHIGAN ADJUSTED FOR FISCAL YEAR DIFFERENCES. THIS IS SUBJECT TO CHANGE BY THE STATE OF MICHIGAN. PER MDOT, THIS AMOUNT FORECASTED TO REMAIN RELATIVELY CONSTANT WITH MINIMAL INCREASE.	7,177	7,177
699.01	CONTRIBUTION FROM GENERAL FUND CONTRIBUTION FROM GENERAL FUND IS RECORDED AS REVENUE BY LOCAL ROAD FUND	300,000	0
699.02	CONTRIBUTION FROM MAJOR ROAD FUND CONTRIBUTION FROM MAJOR ROAD FUND IS RECORDED AS REVENUE BY LOCAL ROAD FUND	0	500,000
Dept 463-ROAD/STREET MAINTENANCE			
934.25	SIDEWALK MAINTENANCE The Village of Beverly Hills needs to mitigate the trip hazards on its sidewalks by eliminating lifts and ensuring that the paths meet ADA compliance standards. The Village of Beverly Hills has set aside funds for a pilot project to begin said work and establish an annual sidewalk maintenance program throughout the Village. Budget for this work is \$50k.	50,000	50,000
934.33	CLEAN DRAINS CATCH BASINS The catch basins in the Village of Beverly Hills need routine cleaning and inspection to keep the storm system functioning properly and to stay compliant with our MS4 permit. They are designed to fill with debris which must be removed on a regular basis. We have contracted with a company to cleaning, inspecting, and hauling and inspect all the catch basins in the entire village (1158 catch basins) over a four-year period.	108,572	112,915
Dept 449-ROAD COMMISSION/STREET DEPT (ACT 51)			
926.00	RESURFACE ASPHALT - Village Wide ASPHALT REPLACEMENT THROUGHOUT THE VILLAGE	700,000	0
926.00	RESURFACE ASPHALT - Pierce Rd ASPHALT REPLACEMENT ON PIERCE ROAD	0	600,000

FY 2024 BUDGET - VILLAGE OF BEVERLY HILLS

PUBLIC SAFETY FUND			2021	2022	2023	2024	2025
			ACTIVITY	ACTIVITY	AMENDED BUDGET	REQUESTED BUDGET	REQUESTED BUDGET
Fund 205 - PUBLIC SAFETY DEPARTMENT							
Dept 000-REVENUES							
205-000-402.00	**	CURRENT REAL PROPERTY TAXES	5,573,644	6,360,348	6,580,076	7,092,024	7,360,468
205-000-505.01		FIRST RESPONDER HAZARD PAY PREMIUMS	22,000	0	0	0	0
205-000-505.02		PSPHPR - CARES ACT PAYROLL REIMBURSEMENT	302,611	0	0	0	0
205-000-505.03		OTHER FED GRANT-OAKLAND TOGETHER COVID	246,756	0	0	0	0
205-000-505.06		FEDERAL GRANT - FEMA	0	0	14,717	0	0
205-000-505.12		FEDERAL GRANT - SOFA GRANT	28,470	16,595	5,000	0	0
205-000-543.00		CRIMINAL JUSTICE TRAINING #302	2,565	0	6,500	0	0
205-000-572.00		PPT REIMBURSEMENTS	19,328	26,764	0	0	0
205-000-573.00		LOCAL COMMUNITY STABILIZATION SHARE - PPT	0	0	20,955	20,000	20,000
205-000-577.25		STATE GRANTS - MCOLES	0	0	4,000	0	0
205-000-626.00		CHARGES F/SERVICES	8,974	13,720	10,000	10,000	10,000
205-000-626.25		P S PROTECTION - SFLD TWP	2,652	2,879	2,651	3,000	3,000
205-000-626.26		P S OVERTIME REIMBURSEMENT	4,240	2,920	5,000	7,500	7,500
205-000-626.33	**	SCHOOL LIAISON OFFICER - BIRM	81,758	84,211	88,421	88,421	91,958
205-000-640.00		OTHER REVENUE	1,762	798	2,000	1,000	1,000
205-000-655.02		DISTRICT COURT FEES & FINES	37,758	76,489	80,000	80,000	80,000
205-000-655.03		COST RECOVERY - OWI	10,326	10,767	10,000	12,000	12,000
205-000-655.04		FALSE ALARM FEES	250	275	300	250	250
205-000-665.00		INTEREST F/INVESTMENTS	1,797	4,135	160,000	185,000	185,000
205-000-674.04		DONATIONS	0	0	3,500	0	0
205-000-677.00		RAP MMRMA Program	0	13,500	0	0	0
205-000-677.01		PA302 LAW ENFORCEMENT DISTRIBUTION	0	2,889	0	0	0
205-000-683.00		EMPLOYEE CONTRIBUTION	0	0	0	0	0
205-000-687.00		REFUNDS & REBATES	0	0	0	0	0
205-000-693.00		SALES OF CAPITAL ASSETS - PROCEEDS	0	33,031	17,280	0	0
		TOTAL - REVENUES	6,344,892	6,649,321	7,010,400	7,499,195	7,771,177
Dept 345-PUBLIC SAFETY DEPARTMENT							
205-345-702.00		WAGES - FULL TIME EMPLOYEES	2,037,751	1,953,457	2,310,010	2,696,092	2,776,974
205-345-702.05		FIRST RESPONDER HAZARD PAY PREMIUMS	22,000	0	0	0	0
205-345-704.01		SCHOOL CROSSING GUARDS	15,717	13,077	15,000	19,874	20,471
205-345-705.00	**	VACATION PAY	20,000	20,000	20,000	35,000	35,000
205-345-706.00	**	HOLIDAY PAY	105,140	110,426	117,236	125,201	128,957
205-345-709.00		FICA	186,959	173,392	180,681	176,136	181,420
205-345-711.00		MEDICARE	0	0	27,000	41,193	42,429
205-345-712.00		HEALTH INSURANCE OPT OUT	4,800	4,638	6,200	12,000	12,000
205-345-713.01	**	OVERTIME - JOINT TRAINING	29,470	21,750	26,906	27,982	29,381
205-345-713.02	**	OVERTIME - REIMBURSED	3,323	4,424	5,381	5,596	5,764
205-345-713.03	**	OVERTIME - OFFICER	190,828	82,604	140,000	145,600	149,968
205-345-713.04	**	OVERTIME - SUPERVISOR	75,462	72,330	100,000	104,000	107,120
205-345-713.05		OVERTIME - STANDBY	4,947	15,988	0	0	0
205-345-714.00		LONGEVITY	25,539	20,997	21,000	21,500	21,500
205-345-716.00	**	DEFINED CONTRIBUTION	109,530	142,247	180,000	232,679	247,485
205-345-716.01	**	DEFINED CONTRIBUTION - P.S. FORFEITURES	0	(75,628)	(5,290)	0	0
205-345-717.00	**	DEFINED BENEFIT PENSION CONTRIBUTIONS	545,736	690,432	700,716	626,256	645,044
205-345-718.00		HEALTH INSURANCE - ACTIVE EMPLOYEES	287,629	242,258	286,173	288,855	303,298
205-345-718.02		LIFE & DISABILITY INS	18,344	20,831	20,122	22,057	23,160
205-345-718.03		DENTAL INSURANCE	43,321	36,456	45,679	52,058	54,661
205-345-718.04		HEALTH - H R A - BCN	24,441	23,775	35,000	35,000	35,000
205-345-723.00	**	RETIREE HEALTH - PAID BY VBH	316,057	330,769	330,769	344,000	344,000
205-345-723.02		RETIREE HEALTH INSUR-TO MERS FOR REIMB	301,441	323,057	0	0	0
205-345-723.03		RETIREE HEALTH INSURANCE - MERS REIMB	(301,441)	(323,057)	0	0	0
205-345-725.00		WORKERS COMPENSATION	29,525	43,923	51,834	55,000	55,000

FY 2024 BUDGET - VILLAGE OF BEVERLY HILLS

PUBLIC SAFETY FUND		2021	2022	2023	2024	2025
		ACTIVITY	ACTIVITY	AMENDED BUDGET	REQUESTED BUDGET	REQUESTED BUDGET
Fund 205 - PUBLIC SAFETY DEPARTMENT						
205-345-726.00		SICK LEAVE	10,000	10,000	10,000	10,000
205-345-727.00		COURT TIME	4,193	6,391	5,500	5,000
205-345-728.00	**	DC HEALTH SAVINGS 3% CONTRIBUTION	27,680	35,479	42,453	54,668
205-345-735.00		DETECTIVE CLOTHING ALLOWANCE	700	300	1,200	300
205-345-736.00	**	UNIFORMS	37,558	28,662	35,000	40,000
205-345-736.01		UNIFORM CLEANING	7,894	7,875	8,000	8,320
205-345-752.00		OFFICE SUPPLIES	5,282	10,304	6,000	10,000
205-345-754.00		JANITORIAL SUPPLIES	4,054	3,051	5,500	5,720
205-345-756.00		ENFORCEMENT SUPPLIES	20,874	6,571	20,000	10,000
205-345-760.00		FIRE SUPPLIES	26,916	27,647	20,000	27,750
205-345-763.00		SOFA EXPENSES PAID OUT	22,830	19,604	0	0
205-345-801.00	**	MISC PROFESSIONAL SERVICES	6,307	4,908	8,000	8,000
205-345-802.00		LEGAL FEES	60,750	60,000	65,000	65,000
205-345-802.02		LABOR RELATIONS ATTORNEY	44	12,251	10,000	10,000
205-345-804.00		PROMOTIONAL TESTING SERVICES	0	0	0	10,000
205-345-820.00		JANITORIAL SERVICE	12,400	14,675	15,000	15,000
205-345-830.00		PRISONER CARE	2,378	4,719	4,000	2,200
205-345-849.00	**	DISPATCH CONTRACT	361,526	377,284	352,416	370,037
205-345-850.01		COMMUNICATIONS - PHONE, INTERNET	22,725	20,676	25,000	22,000
205-345-850.02		RADIO MAINTENANCE	2,644	2,002	3,000	2,000
205-345-851.00		POSTAGE	113	411	750	750
205-345-884.00		CRIME PREVENTION	0	1,412	2,000	1,000
205-345-901.00		TRAVEL MEALS & CONFERENCES	683	1,251	2,000	2,000
205-345-915.00		MEMBERSHIPS AND DUES	7,200	5,055	7,500	7,500
205-345-916.02		EDUCATION & TRAINING	14,247	5,130	15,000	15,000
205-345-916.03		CRIMINAL JUSTICE TRAINING 302	16,608	29,983	27,500	27,500
205-345-916.04		TRNG FACILITY - AUBURN HILLS	5,400	0	5,000	0
205-345-920.00		UTILITIES	46,234	51,706	50,000	55,000
205-345-932.00		VEHICLE REPAIRS & MAINTENANCE	114,608	123,010	60,000	120,000
205-345-932.70		GAS - VEHICLES	0	0	60,000	60,000
205-345-933.00		SOFTWARE MAINTENANCE AGREEMENTS	0	0	0	5,000
205-345-934.26		R&M BUILDING & GROUNDS	32,054	39,325	80,000	50,000
205-345-934.50		R&M OFFICE EQUIPMENT	7,650	11,567	15,000	5,000
205-345-935.00	**	PROPERTY LIABILITY INSURANCE	122,483	126,840	130,000	135,200
205-345-948.05	**	OAKLAND COUNTY COMPUTER	29,764	26,967	35,000	33,000
101-248-948.06	**	CYBERSECURITY	0	0	0	22,500
205-345-955.00		MISCELLANEOUS EXPENSE	6,465	1,809	8,000	5,000
		TOTAL -- PUBLIC SAFETY DEPARTMENT	5,136,783	5,025,010	5,748,236	6,285,985
Dept 346-SCHOOL RESOURCE OFFICER (SRO)						
205-346-702.00		WAGES - FULL TIME EMPLOYEES	76,946	84,883	92,000	93,899
205-346-706.00		HOLIDAY PAY	5,756	2,424	4,540	4,815
205-346-709.00		FICA	5,770	6,568	7,119	6,120
205-346-711.00		MEDICARE	0	0	0	1,431
205-346-712.00		HEALTH INSURANCE OPT OUT	0	0	0	0
205-346-713.00		OVERTIME	0	0	4,000	0
205-346-713.01		OVERTIME - JOINT TRAINING	874	304	0	0
205-346-713.03		OVERTIME - OFFICER	154	663	0	0
205-346-714.00		LONGEVITY	250	0	0	0
205-346-716.00		DEFINED CONTRIBUTION	9,216	9,003	11,167	12,207
205-346-718.00		HEALTH INSURANCE - ACTIVE EMPLOYEES	11,652	10,750	14,500	13,572
205-346-718.02		LIFE & DISABILITY INS	318	318	834	746
205-346-718.03		DENTAL INSURANCE	1,661	1,827	2,200	2,092
205-346-718.04		HEALTH - H R A - BCN	659	2,125	1,000	2,000
205-346-723.00	**	RETIREE HEALTH - PAID BY VBH	12,642	13,231	13,231	0

FY 2024 BUDGET - VILLAGE OF BEVERLY HILLS

PUBLIC SAFETY FUND			2021	2022	2023	2024	2025
			ACTIVITY	ACTIVITY	AMENDED BUDGET	REQUESTED BUDGET	REQUESTED BUDGET
Fund 205 - PUBLIC SAFETY DEPARTMENT							
205-346-725.00		WORKERS COMPENSATION	1,181	1,757	1,275	1,750	1,750
205-346-728.00		DC HEALTH SAVINGS 3% CONTRIBUTION	2,314	2,240	2,791	2,817	2,958
205-346-735.00		DETECTIVE CLOTHING ALLOWANCE	0	200	0	200	200
205-346-736.00		UNIFORMS	400	200	400	0	0
205-346-736.01		UNIFORM CLEANING	350	350	350	350	350
205-346-752.00		OFFICE SUPPLIES	0	95	0	0	0
		TOTAL -- SCHOOL LIAISON	130,143	136,939	155,407	141,999	147,700
Dept 900-CAPITAL EXPENDITURES							
205-900-974.xx		LAND IMPROVEMENTS	0	0	0	15,000	15,000
205-900-975.05		BUILDING, BUILDING IMPROVEMENTS	11,104	7,772	86,000	120,000	0
205-900-980.01		CAPITAL OUTLAY - OFFICE FURN & EQUIP	26,071	15,779	0	0	0
205-900-981.00		CAPITAL VEHICLES PURCHASES	25,757	33,041	179,000	50,000	155,000
205-900-983.50		CAPITAL FIRE TRUCK LEASE PAYMENT:SUTPHEN	0	0	0	0	0
205-900-985.00		CAPITAL EQUIPMENT PURCHASES	112,379	11,592	150,000	75,000	0
205-900-985.01		CAPITAL P.S. RADIO EQUIPMENT	50,000	50,000	0	0	0
205-900-985.50		CAPITAL EQUIPMENT - FEMA CONTRIBUTION	0	0	15,567	0	0
205-900-992.00		INTEREST EXPENSE BOND PAYMENT	0	0	0	0	0
205-900-995.10		INTERFUND TRANSFER TO 401 FOR CAR & BODY	0	0	0	0	0
		TOTAL -- CAPITAL EXPENDITURES	225,310	118,185	430,567	260,000	170,000
Dept 906-DEBT SERVICE							
205-906-991.50	**	PRINCIPAL PAYMENT - FIRE TRUCK	83,294	86,198	89,202	92,312	95,530
205-906-992.50	**	INTEREST EXPENSE - FIRE TRUCK	15,567	12,663	9,658	6,548	3,330
		TOTAL -- DEBT SERVICE	98,861	98,861	98,860	98,860	98,860
Dept 966-TRANSFERS OUT TO OTHER FUNDS							
205-966-995.09		INTERFUND TRANSFER TO 401 - SCBA	85,000	85,000	0	0	0
205-966-995.10		INTERFUND TRANSFER TO 401 - CAR/BODY CAM	0	25,000	0	0	0
205-966-995.12		INTERFUND TRANSFER TO 401 - VEHICLES	76,000	82,000	0	0	0
205-966-995.14	**	INTERFUND TRANSFER TO 401 - FIRE TRUCK	0	0	100,000	100,000	100,000
		TOTAL -- TRANSFERS OUT TO OTHER FUNDS	161,000	192,000	100,000	100,000	100,000
ESTIMATED REVENUES - FUND 205			6,344,892	6,649,321	7,010,400	7,499,195	7,771,177
APPROPRIATIONS - FUND 205			5,752,097	5,570,994	6,533,070	6,886,844	6,987,527
NET OF REVENUES/APPROPRIATIONS - FUND 205			592,794	1,078,326	477,330	612,351	783,650
BEGINNING FUND BALANCE			1,516,280	2,109,074	3,187,401	3,664,731	4,277,082
ENDING FUND BALANCE			2,109,074	3,187,401	3,664,731	4,277,082	5,060,732

FY 2024 BUDGET - VILLAGE OF BEVERLY HILLS

PUBLIC SAFETY - FUND 205		FY24
DEPARTMENT 000 REVENUE		
402.00	CURRENT PROPERTY TAXES BASED ON TAXABLE PROPERTY VALUE *PUBLIC SAFETY MILLAGE RATE SEE MILLAGE ATTACHMENT FOR ADDITIONAL INFORMATION	7,092,024
632.00	SCHOOL LIAISON OFFICER - BIRMINGHAM PUBLIC SCHOOLS BIRMINGHAM PUBLIC SCHOOLS REIMBURSES THE VILLAGE OF BEVERLY HILLS FOR PUBLIC SAFETY OFFICERS AT GROVES.	88,421
DEPARTMENT 345 PUBLIC SAFETY DEPARTMENT		
705.00	VACATION EXPENSE VACATION EXPENSE RESERVE CONTRIBUTION TO FUND 103, VACATION RESERVE FUND	35,000
706.00	HOLIDAY PAY ELIGIBLE PUBLIC SAFETY EMPLOYEES ARE PAID 14 HOLIDAYS PER YEAR. ALL UNION EMPLOYEES ARE ALSO PAID A PREMIUM FOR WORK PERFORMED ON TEN (10) OF THE HOLIDAYS.	125,201
713.01	OVERTIME - JOINT TRAINING THIS ACCOUNT SUPPORTS OFFICER AND SUPERVISOR OVERTIME EXPENSE FOR VARIOUS TRAINING REQUIREMENTS OF THE PUBLIC SAFETY OFFICERS.	27,982
713.02	OVERTIME - EVENTS REIMBURSED THIS ACCOUNT SUPPORTS OFFICER AND SUPERVISOR OVERTIME EXPENSE FOR PUBLIC SAFETY OFFICERS RELATING TO VARIOUS EVENTS AS REQUESTED.	5,596
713.03	OVERTIME - OFFICER THIS ACCOUNT SUPPORTS OFFICER OVERTIME EXPENSE FOR SHIFT SHORTAGES	145,600
713.04	OVERTIME - SUPERVISOR THIS ACCOUNT SUPPORTS SUPERVISOR OVERTIME EXPENSE FOR SHIFT SHORTAGES	104,000
716.00	DEFINED CONTRIBUTION FOR PUBLIC SAFETY EMPLOYEES WHO ARE HIRED AFTER 7/1/2013 AND ARE INELIGIBLE FOR VILLAGE SPONSORED PENSION ELIGIBLE EMPLOYEE CONTRIBUTES 5% OF SALARY TO A RETIREMENT ACCOUNT, VILLAGE CONTRIBUTES 12.5% for PSOs	232,679
716.01	DEFINED CONTRIBUTION - PS FORFEITURES - THIS ACCOUNT IS BUDGETED AT -0- FORFEITED DEFINED CONTRIBUTIONS BY EMPLOYEES WHO TERMINATE EMPLOYMENT PRIOR TO MEETING THE VESTING PERIOD. THE VESTING PERIOD PER CURRENT CONTRACT IS 5 YEARS	0
717.00	DEFINED BENEFIT VILLAGE SPONSORED RETIREE PENSION FOR EMPLOYEES HIRED BEFORE 7/1/2013. THIS PAYMENT IS DETERMINED BY MERS (MICHIGAN EMPLOYEES RETIREMENT SYSTEM). \$52,188/MO	626,256
723.00	RETIREE HEALTH CARE - PAID BY THE VILLAGE OF BEVERLY HILLS THE AMOUNT PAID OUT OF VILLAGE FUNDS IS TO BE CAPPED AT \$400K IN TOTAL (\$330,769 IN FUND 205-345, \$13,231 IN 205-346) FOR A TOTAL OF \$344,000 IN FUND 205. ANY PREMIUMS IN EXCESS OF THE CAPPED AMOUNT IS PAID OUT OF THE MERS RETIREE HEALTH CARE FUND. THE HEALTH CARE PLANS FOR THE EXISTING RETIREEES ARE BLUE CROSS BLUE SHIELD, COPS TRUST & BLUE CARE NETWORK. RETIREEES ARE ABLE TO KEEP THE HEALTH CARE PLANS THEY ARE UNDER UPON RETIREMENT PER UNION CONTRACT.	344,000
728.00	HEALTH SAVINGS ACCOUNT	54,668

FY 2024 BUDGET - VILLAGE OF BEVERLY HILLS

PUBLIC SAFETY - FUND 205		FY24
	FOR EMPLOYEES HIRED AFTER 7/1/2013 WHO ARE INELIGIBLE FOR VILLAGE SPONSORED RETIREE HEALTH CARE. 3% EMPLOYEE CONTRIBUTION MATCHED BY 3% VILLAGE CONTRIBUTION.	
736.00	UNIFORMS CLEANING OF UNIFORMS IS PAID IN SEMI ANNUAL INSTALLMENTS OF \$350. A COMPLETE SET OF UNIFORMS FOR A NEW OFFICER COSTS APPROX \$7,000	40,000
801.00	MISC PROFESSIONAL SERVICES THIS LINE ITEM COVERS TESTING AND SCREENING SERVICES FOR NEW EMPLOYEES AND FOR PROMOTIONS AND OTHER LEGAL SERVICES AS MAY BE REQUIRED.	8,000
849.00	DISPATCH CONTRACT THIS CONTRACT FOR DISPATCH SERVICES WITH THE CITY OF BIRMINGHAM IS RENEWED EVERY JULY 1ST. THE ANNUAL FEE IS EQUAL TO 35% OF THE DISPATCH EXPENSES OF THE BIRMINGHAM POLICE DEPT FOR THE MOST RECENT PRECEDING FISCAL YEAR.	370,037
935.00	INSURANCE MICHIGAN MUNICIPAL LIABILITY AND PROPERTY POOL ANNUAL PAYMENT	135,200
948.05	OAKLAND COUNTY COMPUTER THIS LINE ITEM INCLUDES FUNDS FOR PARTICIPATION IN CLEMIS INFORMATION TECHNOLOGY PROGRAMS. INCLUDED ARE USER LEASE COSTS FOR THE RECORDS MANAGEMENT SYSTEM THAT STORES PUBLIC SAFETY RECORDS DATA, COMPUTER-AIDED DISPATCH SYSTEM, E911 SYSTEM, GENERATION OF REGULAR REPORTS AND PROVISION OF REQUIRED REPORTS TO THE FBI AND MICHIGAN STATE POLICE. THERE IS 1 CAD TERMINAL, 1 E911 TERMINAL, 5 PC'S, 5 PRINTERS AND 2 PHONE LINES PROVIDED.	33,000
948.06	CYBERSECURITY THE TOTAL COST OF \$45K IS SPLIT 50% ADMINISTRATION AND 50% PUBLIC SAFETY	22,500
DEPARTMENT 346 SCHOOL LIAISON OFFICER		
SCHOOL LIAISON OFFICER IS REIMBURSED FROM BIRMINGHAM PUBLIC SCHOOLS.		
723.00	RETIREE HEALTH PAID BY THE VILLAGE THIS LINE ITEM IS 1/26 OF THE TOTAL OBLIGATION.	0
DEPARTMENT 900 CAPITAL EXPENDITURES - PLEASE REFERENCE THE CAPITAL DETAIL		260,000
DEPARTMENT 906 DEBT SERVICE		
991.50	CAPITAL FIRE TRUCK LEASE PYMT - FIRE TRUCK WILL BE PAID OFF AS OF FY25 THIS IS THE PRINCIPAL PORTION OF THE ANNUAL LEASE PAYMENT FOR THE FIRE TRUCK	92,312
992.50	INTEREST EXPENSE FIRE TRUCK THIS IS THE INTEREST PORTION OF THE ANNUAL LEASE PAYMENT FOR THE FIRE TRUCK	6,548
DEPARTMENT 966 - TRANSFERS OUT TO OTHER FUNDS		
995.14	INTERFUND TRANSFER TO 401 - FIRE TRUCK THIS IS TO BUILD UP A RESERVE FOR THE PURCHASE OF FUTURE FIRE TRUCKS	100,000

FY 2024 BUDGET - VILLAGE OF BEVERLY HILLS

PARK FUND			2021	2022	2023	2024	2025
			ACTIVITY	ACTIVITY	AMENDED BUDGET	REQUESTED BUDGET	REQUESTED BUDGET
Fund 208 - PARK IMPROVEMENT FUND							
Dept 000-REVENUES							
208-000-403.00	**	CURRENT PROPERTY TAXES - PARK	0	205,565	212,629	229,172	237,826
208-000-665.00		INTEREST F/INVESTMENTS	0	179	5,250	5,250	5,250
208-000-674.07		PARK DONATIONS - TREES	0	2,208	0	0	0
208-000-688.00		OTHER REVENUE	0	0	0	0	0
208-000-694.00		LOAN PROCEEDS	0	0	0	350,000	0
		TOTAL -- REVENUES	0	207,952	217,879	584,422	243,076
Dept 900-CAPITAL EXPENDITURES							
208-900-974.01	**	LAND IMPROVEMENTS - BEVERLY PARK	0	87,580	10,000	20,000	20,000
208-900-974.02	**	LAND IMPROVEMENTS - BEVERLY GREEN	0	0	0	0	110,000
208-900-975.01		BUILDINGS, BUILDING IMPROVEMENTS - BEVERLY PARK	0	0	22,500	0	0
208-900-975.01	**	BUILDINGS, BUILDING IMPROVEMENTS - BEVERLY PARK			10,000	30,000	0
208-900-985.91		EQUIPMENT - BEVERLY PARK	0	0	90,812	609,188	0
208-900-986.01		CAPITAL PARK SITE IMPROVEMENT	0	0	0	0	0
		TOTAL -- CAPITAL EXPENDITURES	0	87,580	133,312	659,188	130,000
Dept 906-DEBT SERVICE							
208-906-991.75		PRINCIPAL PAYMENT	0	0	0	0	64,956
208-906-992.75	**	INTEREST EXPENSE	0	0	0	13,090	13,090
		TOTAL -- DEBT SERVICE	0	0	0	13,090	78,046
ESTIMATED REVENUES - FUND 208			0	207,952	217,879	584,422	243,076
APPROPRIATIONS - FUND 208			0	87,580	133,312	659,188	130,000
NET OF REVENUES/APPROPRIATIONS - FUND 208			0	120,372	84,568	(74,766)	113,076
BEGINNING FUND BALANCE			0	0	127,260	211,828	137,062
FUND BALANCE ADJUSTMENTS (TRANSFER FROM Fund 408)			0	6,888	0	0	0
ENDING FUND BALANCE			0	127,260	211,828	137,062	250,139

FY 2024 BUDGET - VILLAGE OF BEVERLY HILLS

CAPITAL PARK IMPROVEMENTS - FUND 208		FY24	FY25
 DEPARTMENT 000 REVENUE			
403.00	CURRENT PROPERTY TAXES	229,172	237,826
	BASED ON TAXABLE PROPERTY VALUE * PARK MILLAGE RATE		
	DEDICATED MILLAGE RATE	0.3089	0.3053
694.00	LOAN PROCEEDS	350,000	-
	LOAN TO FUND THE MONIES REQUIRED FOR THE PLAYGROUND EQUIPMENT ABOVE THE CURRENT PROPERTY TAXES PROVIDED BY THE PARK MILLAGE. ESTIMATED LOAN LIFE OF 5 YEARS AT 3.74 % INTEREST.		
 DEPARTMENT 900 CAPITAL EXPENDITURES			
974.01	LAND IMPROVEMENTS - BEVERLY PARK	20,000	20,000
	VARIOUS IMPROVEMENTS TO BEAUTIFY BEVERLY PARK		
974.02	LAND IMPROVEMENTS - BEVERLY GREEN	-	110,000
	VARIOUS IMPROVEMENTS AFTER ROUNDABOUT COMPLETED		
975.01	BUILDINGS, BUILDING IMPROVEMENTS - BEVERLY PARK	30,000	-
	BEVERLY PARK RESTROOM UPGRADES INCLUDING HVAC AND HEATING		
985.91	EQUIPMENT - BEVERLY PARK - Playground Equipment	609,188	-
	NEW PLAYGROUND EQUIPMENT AT BEVERLY PARK		
	TOTAL IS \$700K, \$90,812 IS A DOWNPAYMENT IN FY23.		
 DEPARTMENT 906 DEBT SERVICE			
991.75	PRINCIPAL PAYMENT	0	64,956
992.75	INTEREST EXPENSE	13,090	13,090
	PRINCIPAL AND INTEREST RELATED TO LOAN PROCEEDS FOR PLAYGROUND EQUIPMENT, SEE A/C 694.00		

FY 2024 BUDGET - VILLAGE OF BEVERLY HILLS

DRUG ENFORCEMENT FUND			2021	2022	2023	2024	2025
			ACTIVITY	ACTIVITY	AMENDED BUDGET	REQUESTED BUDGET	REQUESTED BUDGET
Fund 265 - DRUG LAW ENFORCEMENT FUND							
Dept 000-REVENUES							
265-000-665.00		INTEREST F/INVESTMENTS	0	0	0	0	0
265-000-682.00		DRUG SEIZURE MONIES	0	0	2,000	1,000	1,000
265-000-682.02		DRUG SEIZURE MONIES - FEDERAL	0	0	0	0	0
265-000-682.03		DRUG SEIZURE MONIES - STATE	0	0	0	0	0
		TOTAL-- REVENUES	0	0	2,000	1,000	1,000
Dept 333-GENERAL ADMINISTRATION							
265-333-956.00		MISCELLANEOUS	0	0	0	0	0
265-333-756.00		ENFORCEMENT SUPPLIES	0	0	2,000	1,000	1,000
265-333-751.00		DOJ STATE PAYMENTS OUT	0	0	0	0	0
		TOTAL -- GENERAL ADMINISTRATION	0	0	2,000	1,000	1,000
Dept 900 - CAPITAL EXPENDITURES							
265-900-979.00		CAPITAL VEHICLE PURCHASES	0	0	0	0	0
265-900-980.02		CAPITAL PS EQUIPMENT PURCHASES	0	0	0	0	0
		TOTAL -- CAPITAL EXPENDITURES	0	0	0	0	0
ESTIMATED REVENUES - FUND 265			0	0	2,000	1,000	1,000
APPROPRIATIONS - FUND 265			0	0	2,000	1,000	1,000
NET OF REVENUES/APPROPRIATIONS - FUND 265			0	0	0	0	0
BEGINNING FUND BALANCE			52,519	52,519	52,519	52,519	52,519
ENDING FUND BALANCE			52,519	52,519	52,519	52,519	52,519

FY 2024 BUDGET - VILLAGE OF BEVERLY HILLS

LIBRARY FUND			2021	2022	2023	2024	2025
			ACTIVITY	ACTIVITY	AMENDED BUDGET	REQUESTED BUDGET	REQUESTED BUDGET
Fund 271 - LIBRARY							
Dept 000-REVENUES							
271-000-402.00	**	CURRENT REAL PROPERTY TAXES	516,895	525,720	543,860	586,173	608,315
271-000-572.00		PPT REIMBURSEMENTS	1,691	2,342	0	500	500
271-000-665.00		INTEREST F/INVESTMENTS	82	100	500	8,000	8,000
		TOTAL -- REVENUES	518,668	528,161	544,360	594,673	616,815
Dept 790-LIBRARY CONTRIBUTION							
271-790-831.00	**	CONTRIBUTION TO LIBRARY	511,561	522,954	543,860	586,173	608,315
		TOTAL -- LIBRARY CONTRIBUTION	511,561	522,954	543,860	586,173	608,315
ESTIMATED REVENUES - FUND 271			518,668	528,161	544,360	594,673	616,815
APPROPRIATIONS - FUND 271			511,561	522,954	543,860	586,173	608,315
NET OF REVENUES/APPROPRIATIONS - FUND 271			7,107	5,207	500	8,500	8,500
BEGINNING FUND BALANCE			15,431	22,538	27,745	28,245	36,745
ENDING FUND BALANCE			22,538	27,745	28,245	36,745	45,245

FY 2024 BUDGET - VILLAGE OF BEVERLY HILLS

LIBRARY - FUND 271 FY24

DEPARTMENT 000 REVENUE

402.00 CURRENT PROPERTY TAXES **586,173**
THE LIBRARY FUND IS A SPECIAL REVENUE FUND. THE LIBRARY RECEIVES A DEDICATED MILLAGE WHICH IS PAID TO THE BIRMINGHAM BALDWIN LIBRARY.

DEPARTMENT 790 LIBRARY CONTRIBUTION

831.00 CONTRIBUTION TO LIBRARY **586,173**
THE LIBRARY FUND PAYS QUARTERLY EXPENDITURES TO THE BALDWIN LIBRARY EQUAL TO THE AMOUNT OF THE MILLAGE LEVIED .

FY 2024 BUDGET - VILLAGE OF BEVERLY HILLS

ARPA FUND			2021	2022	2023	2024	2025
			ACTIVITY	ACTIVITY	AMENDED BUDGET	REQUESTED BUDGET	REQUESTED BUDGET
Fund 287 - ARPA FUND							
Dept 000 - REVENUES							
287-000-512.00	**	ARPA FUNDS - CONTRIBUTED CAPITAL	0	19,902	603,000	51,000	433,734
287-000-528.02	**	FEDERAL GRANT: OAKLAND COUNTY INFRASTRUCTURE GRANT - EXPENDITURE OFFSET	0	0	100,000	0	0
287-000-665.00		INTEREST F/INVESTMENTS	0	144	0	0	0
		TOTAL -- REVENUES	0	20,046	703,000	51,000	433,734
Dept 538-WATER/SEWER SYSTEM ACTIVITY							
287-538-946.00		ENGINEERING	0	0	0	0	0
287-538-972.01	**	WATER - MARGUERITE/HUMMEL	0	17,278	385,000	15,000	0
287-538-972.03	**	WATER - SERVICE LINE VERIFICATION	0	998	318,000	36,000	0
287-538-973.02	**	SEWER - SANITARY PUMP STATION	0	1,626	0	0	433,878
		TOTAL -- CAPITAL EXPEDITURES	0	19,902	703,000	51,000	433,878
ESTIMATED REVENUES - FUND 287			0	20,046	703,000	51,000	433,734
APPROPRIATIONS - FUND 287			0	19,902	703,000	51,000	433,878
NET OF REVENUES/APPROPRIATIONS - FUND 287			0	144	0	0	(144)
BEGINNING FUND BALANCE			0	0	144	144	144
ENDING FUND BALANCE			0	144	144	144	(0)

FY 2024 BUDGET - VILLAGE OF BEVERLY HILLS

ARPA FUND - FUND 287

		Amended		
		FY23	FY24	FY25
DEPARTMENT 000 - REVENUES				
512.00	ARPA FUNDS - CONTRIBUTED CAPITAL	603,000	51,000	433,734
	CONTRIBUTED CAPITAL IS RECOGNIZED IN THE AMOUNT OF ANNUAL EXPENDITURES			
528.02	FEDERAL GRANT: OAKLAND COUNTY INFRASTRUCTURE GRANT	100,000		
	INFRASTRUCTURE GRANT OF \$100K USED FOR SERVICE LINE VERIFICATION PROJECT			
Dept 538-WATER/SEWER SYSTEM ACTIVITY				
972.01	Marguerite Street & Hummel Street WM Replacement Project	385,000	15,000	
	PROJECT PROJECTED TO COME IN LOWER THAN INITIAL COST ESTIMATE OF \$490K.			
972.03	Water Service Line Material Verifications (estimated cost: up to \$354,000)	318,000	36,000	
	DETAILS ARE PROVIDED FOR AN APPROXIMATE COST OF \$1,000 PER SERVICE LINE, 354 VERIFICATIONS. \$50k FROM INFRASTRUCTURE GRANT WILL BE APPLIED TO THE COST OF THIS PROJECT.			
973.02	Sanitary Pump Station Improvements			433,878
	IMPROVEMENTS TO (3) SEPARATE PUMP STATIONS.			

Cost estimates provided by HRC

FY 2024 BUDGET - VILLAGE OF BEVERLY HILLS

CAPITAL FUND			2021	2022	2023	2024	2025
			ACTIVITY	ACTIVITY	AMENDED BUDGET	REQUESTED BUDGET	REQUESTED BUDGET
Fund 401 - CAPITAL PROJECTS FUND							
Dept 000 - REVENUES							
401-000-505.10		FEMA AFG GRANT FOR SCBA - FEDERAL	0	608,164	0	0	0
401-000-598.50		CONTRIBUTION F/LOCAL UNITS - FEMA GRANT	0	159,540	0	0	0
401-000-598.51		FEMA GRANT - LOCAL MATCH (NON FEDERAL)	0	67,490	0	0	0
401-000-665.00		INTEREST F/INVESTMENTS	94	377	500	20,000	20,000
401-000-699.01		INTERFUND TRANSFER IN F/ GENERAL FUND	100,000	300,000	0	200,000	1,600,000
401-000-699.06		INTERFUND TRANSFERS -F/VEHICLES	76,000	82,000	0	0	0
401-000-699.07		INTERFUND TRANSFER F/205 FOR SCBA	85,000	85,000	0	0	0
401-000-699.08		CONTRIB/205 FOR CAPITAL RADIO EQUIPMENT	50,000	50,000	0	0	0
401-000-699.09		CONTRIB F/P.S. FOR AXON CAMS	0	25,000	0	0	0
401-000-699.10		TRANSFERS-F/PUBLIC SAFETY FOR FIRE TRUCK	0	0	100,000	100,000	100,000
		TOTAL -- REVENUES	311,094	1,377,570	100,500	320,000	1,720,000
Dept 900 - CAPITAL OUTLAY (Dept 906 prior)							
401-900-975.00		CAPITAL BUILDING IMPROVEMENTS	191,715	35,100	0	0	0
401-900-975.63		RIVER ROUGE IMPROVEMENTS	11,255	0	0	0	0
401-900-981.00		CAPITAL VEHICLES PURCHASES	0	81,744	0	0	0
401-900-985.00		CAPITAL EQUIPMENT PURCHASES	47,621	0	0	0	0
401-900-985.02		EQUIPMENT - P.S. AXON BODY/CAR CAMS	67,127	30,254	0	0	0
401-900-985.03		CAPITAL - SCBA (NON FEDERAL)	0	54,468	0	0	0
401-900-985.04		CAPITAL - FEMA SCBA GRANT - FEDERAL	0	15,927	0	0	0
401-900-985.06		SCBA - NON FEDERAL	0	159,540	0	0	0
401-900-985.07		SCBA - FEMA - FEDERAL	0	675,654	0	0	0
401-900-974.05	**	SIDEWALKS - TAP GRANT	0	0	0	281,500	1,097,950
401-900-974.06	**	SIDEWALKS - SAFE ROUTES TO SCHOOL	0	0	0	214,115	586,935
		TOTAL -- CAPITAL EXPEDITURES	317,718	1,052,686	0	495,615	1,684,885
ESTIMATED REVENUES - FUND 401			311,094	1,377,570	100,500	320,000	1,720,000
APPROPRIATIONS - FUND 401			317,718	1,052,686	0	495,615	1,684,885
NET OF REVENUES/APPROPRIATIONS - FUND 401			(6,624)	324,885	100,500	(175,615)	35,115
BEGINNING FUND BALANCE			232,393	225,769	550,654	651,154	475,539
ENDING FUND BALANCE			225,769	550,654	651,154	475,539	510,654

FY 2024 BUDGET - VILLAGE OF BEVERLY HILLS

CAPITAL - FUND 401		FY24	FY25
DEPARTMENT 000 - REVENUES			
699.01	INTERFUND TRANSFER IN F/ GENERAL FUND CONTRIBUTION FROM GENERAL FUND TO COVER SIDEWALK CAPITAL OUTLAY	200,000	1,600,000
699.10	INTERFUND TRANSFERS-F/FIRE TRUCK CONTRIBUTION FROM PUBLIC SAFETY FOR FUTURE FIRE TRUCK PURCHASES	100,000	100,000
Dept 900 - CAPITAL OUTLAY (Dept 906 prior) Please see the Capital page for project detail		495,615	

FY 2024 BUDGET - VILLAGE OF BEVERLY HILLS

WATER FUND			2021	2022	2023	2024	2025
			ACTIVITY	ACTIVITY	AMENDED BUDGET	REQUESTED BUDGET	REQUESTED BUDGET
Fund 592 - WATER FUND							
Dept 000-REVENUES							
592-000-630.00	**	SALE OF WATER	956,262	782,185	963,687	1,169,147	1,279,608
592-000-631.00	**	SEWAGE DISPOSAL CHARGES	2,632,830	2,143,268	2,855,532	3,462,963	3,790,153
592-000-632.00	**	INFRASTRUCTURE CHARGE/READY TO SERVE	1,171,052	1,155,494	1,190,000	1,675,100	1,775,606
592-000-633.00	**	DEBT SERVICE CHARGE	336,832	332,437	755,460	753,795	753,795
592-000-634.00		I W C CHARGE	20,427	20,427	20,000	20,427	20,427
592-000-635.00		METER CHARGE	22,259	7,758	10,000	13,500	13,500
592-000-637.00		SERVICE CONNECTION FEE	4,884	3,068	3,000	4,859	4,859
592-000-655.00		PENALTIES	30,521	67,280	50,000	52,020	52,020
592-000-665.00		INTEREST F/INVESTMENTS	53	183	1,000	5,000	5,000
592-000-667.01		RENTAL DPW BUILDING	600	600	600	600	600
592-000-668.00	**	ROYALTY REVENUE	6,037	6,238	6,000	6,235	6,235
592-000-688.00		OTHER REVENUE	2,273	3,672	1,500	2,278	2,278
		TOTAL -- REVENUES	5,184,031	4,522,611	5,856,779	7,165,924	7,704,081
Dept 228-INFORMATION TECHNOLOGY (NEW)							
592-228-933.01		BS&A SOFTWARE ANNUAL SUPPORT FEE	0	0	0	1,300	1,352
592-228-933.04		BADGER SERVICE CONTRACT	0	0	0	6,604	6,604
		TOTAL -- INFORMATION TECHNOLOGY	0	0	0	7,904	7,956
Dept 536-DIRECT CHARGES - WATER/SEWER SYSTEMS							
592-536-917.00	**	SEWAGE/STORM DISPOSAL CHARGE	2,380,183	2,464,858	2,588,616	2,645,604	2,777,884
592-536-917.01		SEWER PUMP EXPENSES	12,175	20,939	25,000	25,000	25,000
592-536-917.03		SEWER EXPENSES	0	0	500	0	0
592-536-917.04		I W C SURCHARGE	11,517	12,887	12,554	12,675	13,309
592-536-917.07		RED RUN DRAIN ASSESSMENT	0	1,961	0	2,000	2,000
592-536-918.00	**	WATER CONSUMPTION CHARGE -SOCWA	725,888	691,987	730,380	793,980	833,679
592-536-918.15		CROSS CONNECTION MONITORING	3,480	3,480	3,500	3,500	3,500
592-536-925.50		PUBLIC WATER - ANNUAL FEE	8,687	8,863	10,000	10,000	10,000
592-536-934.23		SEWER REPAIR AND LINING	0	0	100,000	150,000	150,000
		TOTAL -- DIRECT CHARGES	3,141,930	3,204,975	3,470,550	3,642,759	3,815,372
Dept 540 - OFFICE/ADMINISTRATION CHARGES							
592-540-702.00	**	WAGES - FULL TIME EMPLOYEES	52,058	52,963	55,398	57,614	59,342
592-540-709.00		FICA	3,985	4,052	4,353	3,572	3,679
592-540-711.00		MEDICARE	0	0	0	835	860
592-540-714.00		LONGEVITY PAY	1,500	1,500	1,500	1,500	1,500
592-540-716.00		DEFINED CONTRIBUTION PENSION PLAN EXP	5,206	5,296	5,540	5,761	5,934
592-540-718.00		HEALTH INSURANCE PREMIUMS - CURRENT EMPL	5,733	7,964	8,792	9,642	9,931
592-540-718.02		LIFE & DISABILITY INS	403	538	592	616	634
592-540-718.03		DENTAL INSURANCE	478	585	702	702	723
592-540-718.04		HEALTH - H R A - BCN	2,013	714	3,000	3,000	3,000
592-540-728.00		DC HEALTH SAVINGS 3% CONTRIBUTION	1,562	1,589	1,706	1,728	1,780
592-540-752.00		OFFICE SUPPLIES	0	0	500	500	500
592-540-755.00		TOOLS & SUPPLIES	1,453	142	1,500	1,500	1,500
592-540-802.00		LEGAL FEES	0	0	5,000	5,000	5,000
592-540-803.00	**	ADMINISTRATION CHARGE	98,000	110,000	115,000	187,000	192,610
592-540-850.01		COMMUNICATIONS - PHONE, INTERNET	0	0	0	2,000	2,000
592-540-851.00		POSTAGE	5,137	6,355	5,500	5,500	6,000
592-540-901.00		TRAVEL, MEALS & CONFERENCES	359	0	1,000	1,000	1,000
592-540-915.00		MEMBERSHIPS AND DUES	3,970	2,875	4,000	4,000	4,000
592-540-916.02		EDUCATION & TRAINING	0	1,165	0	2,000	2,000
592-540-933.01		BS&A SOFTWARE - moved to Dept 228	0	1,221	1,270	0	0
592-540-933.04		BADGER CONTRACT - moved to Dept 228	1,659	3,038	6,604	0	0
592-540-934.50		R&M OFFICE EQUIPMENT	1,157	603	2,000	1,000	1,000

FY 2024 BUDGET - VILLAGE OF BEVERLY HILLS

WATER FUND			2021	2022	2023	2024	2025
			ACTIVITY	ACTIVITY	AMENDED BUDGET	REQUESTED BUDGET	REQUESTED BUDGET
Fund 592 - WATER FUND							
592-540-935.00		PROPERTY LIABILITY INSURANCE	4,772	4,942	5,000	5,000	5,000
592-540-946.00		ENGINEERING	67,579	27,118	30,000	15,000	15,000
592-540-955.00		MISCELLANEOUS EXPENSE	387	2,150	1,000	1,000	1,000
		TOTAL -- OFFICE ADMINISTRATIVE CHARGES	257,410	234,808	259,957	315,470	323,994
Dept 543-REPAIR & MAINTENANCE							
592-543-917.02		PUMP STATION CONTRACT R&M	17,120	0	10,000	0	0
592-543-917.03	**	SEWER OPERATIONS & MAINTENANCE	215,915	254,455	286,968	406,990	427,340
592-543-917.05		MISS DIG CONTRACT	0	0	0	2,000	2,000
592-543-917.06	**	ACACIA PARK CSO O & M - WRC	638,564	686,296	710,432	786,410	825,731
592-543-918.03	**	Water O & M - WRC	187,311	187,404	191,472	254,740	267,477
592-543-925.00		R&M WATER MAINS	18,323	17,760	20,000	20,000	20,000
592-543-932.83		R&M SERVICE TAP	0	0	0	0	0
592-543-934.06		R&M HYDRANTS	16,410	8,092	20,000	15,000	15,000
592-543-934.08		R&M METERS	30,608	29,079	33,262	35,000	35,000
592-543-934.10		R&M PUMP STATIONS	0	0	5,655	10,000	10,000
592-543-934.11		R&M EQUIPMENT	0	1,035	0	7,500	7,500
592-543-934.12		R&M MISS DIG	0	0	0	5,000	5,000
592-543-934.13		R & M OTHER	4,349	0	5,000	5,000	5,000
592-543-934.15		R&M SEWER LINES	1,851	2,017	10,000	35,000	36,750
592-543-934.39		R & M SEALING JOINTS & CRACKS	690	0	11,087	0	0
592-543-934.43		RUMMEL DRAIN REPAIR & MAINTENANCE	5,369	16,106	0	0	0
592-543-937.09		R&M STORM SEWERS	0	7,556	5,000	5,000	5,000
592-543-939.00		METER READING	0	0	0	5,000	5,300
592-543-945.84		R & M MANHOLES	0	0	0	0	0
592-543-992.04		RUMMEL RELIEF DRAIN BOND INTEREST EXP	1,930	0	0	0	0
		TOTAL -- REPAIR & MAINTENANCE	1,138,439	1,209,800	1,308,876	1,592,640	1,667,097
Dept 550-OTHER EXPENSES							
592-550-755.00		TOOLS & SUPPLIES	0	39	2,000	2,000	2,000
592-550-850.02		RADIO MAINTENANCE	3,455	0	4,000	0	0
592-550-930.02		DPW BUILDING EXPENSE	3,276	6,158	5,000	5,000	5,000
592-550-932.00		VEHICLE/EQUIP REPAIRS & MAINTENANCE	0	0	0	0	0
592-550-934.26		R&M BUILDING & GROUNDS	0	0	0	0	0
592-550-965.50		CLAIMS EXPENSE	(3,700)	(12,300)	15,000	10,000	10,000
592-550-992.00		INTEREST EXPENSE BOND PAYMENT	2	0	0	0	0
		TOTAL -- OTHER EXPENSES	3,033	(6,103)	26,000	17,000	17,000
Dept 559-DEPRECIATION EXPENSE							
592-559-968.00	**	DEPRECIATION EXP MAINS & SEWER	493,181	493,181	493,000	497,275	497,275
592-559-968.01	**	DEPRECIATION EXP METERS	41,152	41,152	41,200	41,152	41,152
		TOTAL -- DEPRECIATION	534,333	534,333	534,200	538,427	538,427
Dept 900-CAPITAL							
592-900-972.06		Water Service Line Verification (ARPA Bal)	0	0	50,000	0	0
592-900-972.05	**	AUBURN RD SOUTH WATER MAIN IMPROV PROG	0	0	0	900,000	0
592-900-972.05	**	AUBURN RD NORTH WATER MAIN IMPROV PROG	0	0	0	0	750,000
592-900-972.07	**	WATER METERS	0	0	0	0	500,000
		TOTAL -- CAPITAL	0	0	50,000	900,000	1,250,000
Dept 906 - DEBT SERVICE							
592-536-992.00		INTEREST EXPENSE BOND PAYMENT	0	(3)	0	0	0
592-536-992.01		GEORGE W KUHN DRAIN-SEG #1 BOND INTEREST	6,667	0	3,217	0	0
592-536-992.02		WATER BOND PAYMENT INTEREST EXPENSE	20,528	0	13,750	0	0
592-536-992.03		NORTH ARM RELIEF DRAIN INTEREST EXP	245	0	0	0	0
592-536-992.04		RUMMEL RELIEF DRAIN BOND INTEREST EXP	0	0	6,601	0	0
592-906-992.59	**	INTEREST EXP - GEORGE W. KUHN DRAIN	0	2,303	0	1,828	421

FY 2024 BUDGET - VILLAGE OF BEVERLY HILLS

WATER FUND			2021	2022	2023	2024	2025
			ACTIVITY	ACTIVITY	AMENDED BUDGET	REQUESTED BUDGET	REQUESTED BUDGET
Fund 592 - WATER FUND							
592-906-992.60	**	INTEREST EXP - WATER BOND	0	18,781	0	9,287	4,719
592-906-992.61		INTEREST EXP - RUMMEL RELIEF DRAIN BOND	0	1,003	0	0	0
592-906-992.65	**	INTEREST EXP - EVERGREEN/FARMINGTON	0	0	0	54,000	84,500
		TOTAL -- DEBT SERVICE	27,440	22,084	23,568	65,115	89,640
ESTIMATED REVENUES - FUND 592			5,184,031	4,522,611	5,856,779	7,165,924	7,704,081
APPROPRIATIONS - FUND 592			5,102,584	5,199,895	5,673,151	7,079,315	7,709,486
NET OF REVENUES/APPROPRIATIONS - FUND 592			81,447	(677,284)	183,628	86,609	(5,405)
BEGINNING FUND BALANCE			18,439,964	18,521,410	17,844,125	18,027,753	18,114,362
FUND BALANCE ADJUSTMENTS			(1)		0	0	0
ENDING FUND BALANCE			18,521,410	17,844,125	18,027,753	18,114,362	18,108,957
CASH AND CASH EQUIVALENTS			161,000	8,689			

FY 2024 BUDGET - VILLAGE OF BEVERLY HILLS

**WATER AND SEWER - FUND 592
DEPARTMENT 000 - WATER AND SEWER BUDGETED RATES
FY24/FY25**

WATER AND SEWER RATES		FY23 7/1/21 to 6/30/23		FY24 7/1/23 to 6/30/24		FY25 7/1/24 to 6/30/25
		USAGE AS OF 7/1/22	% Increase	USAGE AS OF 7/1/23	% Increase	USAGE AS OF 7/1/24
WATER AND SEWER CUSTOMERS						
WATER CONSUMPTION	per 100 cubic feet	\$2.4345	16.0%	\$2.8240	6.0%	\$2.9934
SANITARY SEWER	per 100 cubic feet	\$7.2109	16.0%	\$8.3646	6.0%	\$8.8665
WATER AND SEWER CHARGES	per 100 cubic feet	\$9.6455	16.0%	\$11.1886	6.0%	\$11.8599
DEBT SERVICE		\$45.00 PER BILL	No change	\$45.00 PER BILL	No change	\$45.00 PER BILL
<i>Additional debt to cover Evergreen-Farmington Sanitary Drain Drainage District debt.</i>						
INFRASTRUCTURE/READY TO SERVE CHARGE		\$70.00 PER BILL	\$30 increase	\$100.00 PER BILL	\$6 increase	\$106.00 PER BILL
WATER ONLY CUSTOMERS						
WATER CHARGES (no debt service/infrastructure)	per 100 cubic feet	\$2.4345	16.0%	\$2.8240	6.0%	\$2.9934
SEWER ONLY CUSTOMERS (NOT METERED)						
SEWER CHARGES PER QUARTER - FLAT FEE	Infrastructure/ Ready to Serve	\$174.9946	16.0%	\$202.9937	6.0%	\$215.1734
	Debt Service	\$49.0875	No change	\$49.0875	No change	\$49.0875
	Flat Fee Charge	\$224.0821		\$252.0812		\$264.2609

FY 2024 BUDGET - VILLAGE OF BEVERLY HILLS

WATER AND SEWER - FUND 592		FY24	FY25
DEPARTMENT 000 - WATER AND SEWER REVENUES			
630.00	WATER SALES 16% INCREASE OVER FY 2023 BUDGETED, 6% INCREASE FY24 TO FY25.	1,169,147	1,279,608
631.00	SEWAGE DISPOSAL REVENUE 16% INCREASE OVER FY 2023 BUDGETED, 6% INCREASE FY24 TO FY25.	3,462,963	3,790,153
632.00	INFRASTRUCTURE CHARGE/READY TO SERVE CHARGE FY24: THE INFRASTRUCTURE CHARGE IS \$100 PER HOUSEHOLD PER QUARTER, FY25: \$106/QTR THIS CHARGE IS A FLAT CHARGE PER QUARTER. INFRASTRUCTURE FIXED COSTS INCLUDE METER READING, MAINTENANCE AND IMPROVEMENT OF THE VILLAGE INFRASTRUCTURE FOR WATER AND SEWAGE. INFRASTRUCTURE INCLUDES ALL OF THE WATER SUPPLY AND SEWAGE DISPOSAL LINES, DRAINS, PUMPS AND THE ASSOCIATED CONTRACTED SERVICES FOR MONITORING, INSPECTING, AND COMPLETING PROJECTS ON THE SYSTEM. ANNUAL INFRASTRUCTURE COSTS VARY FROM YEAR TO YEAR. THIS IS THE FIRST INCREASE SINCE FY18.	1,675,100	1,775,606
633.00	DEBT SERVICE CHARGE- WATER BILLS THE DEBT SERVICE CHARGE REMAINS AT \$45. IT WAS INCREASED FROM \$20 TO \$45 IN FY22 DUE TO THE ADDITIONAL DEBT RELATED TO THE EVERGREEN/FARMINGTON WRC PROJECT INVOLVING 15 MUNICIPALITIES.	753,795	753,795
668.00	ROYALTY REVENUE REVENUE RECEIVED FROM SERVICE LINE WARRANTIES OF AMERICA (SWLA) - A PROVIDER OF HOME REPAIRS	6,235	6,235
DEPARTMENT 536 - DIRECT CHARGES			
917.00	SEWAGE/STORM DISPOSAL CHARGE GWK Sewage Storm 5.5% increase from \$315,997 to \$333,324 Evergreen Farmington Sewage Storm 3.4% increase from \$2,235,527 to \$2,312,280	Per GWK Sewage Disposal, Fixed Charge 2,645,604	2,777,884
918.00	WATER CONSUMPTION CHARGE - SOCWA MONTHLY FIXED CHARGE of \$6,618/mo (a 8.8% increase), PLUS COMMODITY RATE of \$17.26/1,000 cubic feet (a 4.4% increase), overall increase 4.6% assuming a budget of 41,400 (1,000 Cu Ft)	SOCWA (South Oakland County Water Authority) 793,980	833,679
DEPARTMENT 540 - OFFICE/ADMINISTRATIVE CHARGES			
702.00	WAGES - FULL TIME EMPLOYEES THERE IS ONE FULL TIME WATER BILLING CLERK CHARGED TO THE WATER/SEWER FUND.	57,614	59,342
803.00.	ADMINISTRATIVE CHARGE THIS IS AN ADMINISTRATIVE CHARGE FROM THE GENERAL FUND TO THE WATER FUND.	187,000	192,610
DEPARTMENT 543 - REPAIR & MAINTENANCE			
917.03	SEWER OPERATIONS & MAINTENANCE - WRC 42% increase from \$286,968 to \$406,990 - as of FY24: includes Pump Station Maintenance	Fixed Charge - WRC 406,990	427,340
917.06	ACACIA PARK CSO O & M - WRC 10.7% INCREASE FROM \$710,432 TO \$786,410 THE CHAPTER 20 ACACIA PARK CSO DRAIN MAINTENANCE ASSESSMENT	Fixed Charge - WRC 786,410	825,731
918.03	WATER OPERATIONS & MAINTENANCE - WRC 33% increase from \$191,472 to \$254,740	Fixed Charge - WRC 254,740	267,477
DEPARTMENT 559 - DEPRECIATION			
968.00 -	DEPRECIATION EXPENSE ALLOCATES THE COST OF AN ASSET OVER THE LIFE OF THE ASSET BASED ON		
968.01	ASSET LIVES PER CATEGORY AS FOLLOWS:	538,427	538,427
	Category Lives		
	Improvements other than Buildings	5 to 20 years	
	Buildings	50 years	
	Infrastructure	40 to 50 years	
	Furniture & Fixtures	5 to 10 years	
	Other Equipment	5-15 years	
	Machinery	5 to 10 years	
	Vehicles	5 years	
DEPARTMENT 900 - CAPITAL			

FY 2024 BUDGET - VILLAGE OF BEVERLY HILLS

WATER AND SEWER - FUND 592

		FY24	FY25
972.05	AUBURN RD SOUTH WATER MAIN IMPROVEMENT PROGRAM This project will replace 1900 feet of six-inch cast-iron pipe with eight-inch HDPE pipe on Auburn Rd., South of Beverly Rd., and on Reedmere Ave., from Beverly Rd. to Glencoe Dr. Within the scope of this project two Fire Hydrants and 4 Operating Valves will also be replaced.	900,000	0
972.05	AUBURN RD NORTH WATER MAIN IMPROVEMENT PROGRAM This project will replace 1400 feet of six-inch cast-iron pipe with eight-inch HDPE pipe on Auburn Rd., North of Beverly Rd. Within the scope of this project one Fire Hydrant and 2 Operating Valves will also be replaced.	0	750,000
972.07	WATER METERS FY25 WILL START A (4) YEAR PLAN TO REPLACE WATER METERS, ESTIMATE IS \$500K A YEAR, TOTAL COST OF \$2 MILLION	0	500,000

BOND INTEREST EXPENSE (PRINCIPAL NOT RECORDED AS AN EXPENSE IN BUDGET), SEE DEBT SCHEDULE FOR BOND DETAIL

DEPARTMENT 906 - DEBT SERVICE

992.59	INTEREST EXPENSE - GEORGE W. KUHN DRAIN	1,828	421
992.60	INTEREST EXPENSE - WATER BOND	9,287	4,719
992.65	INTEREST EXPENSE - EVERGREEN/FARMINGTON PRELIMINARY INFORMATION INDICATES INTEREST ONLY UNTIL FY28.	54,000	84,500

FY 2024 BUDGET - VILLAGE OF BEVERLY HILLS

RETIREE HEALTH FUND			2021	2022	2023	2024	2025
			ACTIVITY	ACTIVITY	AMENDED BUDGET	REQUESTED BUDGET	REQUESTED BUDGET
Fund 730 - RETIREE HEALTH CARE FUND (for eligible employees, hired before 7/1/2006)							
Dept 000-REVENUES							
730-000-639.01	**	CHARGES TO 101/205 - RETIREE HEALTH PD	384,037	398,416	400,000	400,000	400,000
730-000-639.03		CHARGES TO OTHER FUNDS - RETIREE DENTAL	0	0	19,000	0	0
730-000-665.00		INTEREST F/INVESTMENTS	340	218	1,000	3,000	3,000
730-000-683.00	**	EMPLOYEE CONTRIBUTION	20,413	13,061	20,000	20,000	20,600
730-000-957.12	**	TRANSFER IN FROM MERS TRUST	352,069	298,069	360,000	400,000	400,000
		TOTAL -- REVENUES	756,859	709,765	800,000	823,000	823,600
Dept 248-GENERAL ADMINISTRATION							
730-248-723.00	**	RETIREE HEALTH - PAID BY VBH	384,037	398,940	400,000	400,000	400,000
730-248-723.01	**	RETIREE HEALTH - INSURANCE OPT-OUT	12,600	18,550	16,800	19,000	19,570
730-248-723.03		RETIREE HEALTH INSURANCE - MERS REIMB	352,069	374,347	360,000	400,000	400,000
730-248-723.05		RETIREE HEALTH - RX REIMBURSEMENT 730	13,826	15,475	20,000	16,000	16,480
730-248-723.06		RETIREE DENTAL	12,442	18,519	19,000	19,000	19,570
730-248-723.07		RETIREE HEALTH RX BASIC FEE	3,823	3,823	3,600	3,900	4,000
		TOTAL -- GENERAL ADMINISTRATION	778,797	829,654	819,400	857,900	859,620
ESTIMATED REVENUES - FUND 730			756,859	709,765	800,000	823,000	823,600
APPROPRIATIONS - FUND 730			778,797	829,654	819,400	857,900	859,620
NET OF REVENUES/APPROPRIATIONS - FUND 730			(21,938)	(119,889)	(19,400)	(34,900)	(36,020)

FY 2024 BUDGET - VILLAGE OF BEVERLY HILLS

RETIREE HEALTH CARE - FUND 730

FY24

THE RETIREE HEALTH CARE FUND 730 INCLUDES ASSETS HELD BY THE VILLAGE IN THE RETIREE HEALTH CARE TRUST.

DEPARTMENT 000 REVENUE

639.01	CHARGES TO OTHER FUNDS - RETIREE HEALTH CARE PAID BY THE VILLAGE RETIREE HEALTH PAID BY THE VILLAGE IS CAPPED AT \$400,000 WHICH IS ALLOCATED TO FUND 101 AND 205. THE BALANCE OF RETIREE HEALTH CARE EXPENSE IS PAID OUT OF THE MERS RETIREE HEALTH CARE FUND.	400,000
--------	---	----------------

RETIREE HEALTH CARE IS PAID BY THE VILLAGE FOR ELIGIBLE EMPLOYEES HIRED BEFORE 7/1/2006. ELIGIBLE EMPLOYEES CONTRIBUTE 2% OF THEIR BASE WAGE.

683.00	EMPLOYEE CONTRIBUTION - 2% OF BASE WAGE	20,000
--------	---	---------------

957.12	TRANSFER IN FROM MERS TRUST RETIREE HEALTH INSURANCE REIMBURSEMENTS RECEIVED FROM MERS	400,000
--------	---	----------------

DEPARTMENT 248 GENERAL ADMINISTRATION

723.00	RETIREE HEALTH - PAID BY VBH RETIREE HEALTH INSURANCE PREMIUMS PAID BY FUND 101 AND 205	400,000
--------	--	----------------

723.03	RETIREE HEALTH INSURANCE - MERS REIMBURSEMENT RETIREE HEALTH INSURANCE PREMIUMS REIMBURSED BY MERS	400,000
--------	---	----------------

FY 2024 BUDGET - VILLAGE OF BEVERLY HILLS

MERS RETIREE HEALTH CARE - FUND 737

FY24

FUND 737 MERS RETIREE HEALTH CARE FUND INCLUDES ASSETS HELD BY MERS FOR RETIREE HEALTH CARE FOR ELIGIBLE EMPLOYEES.

DEPARTMENT 000-MERS REVENUE

669.00 CHANGE IN MARKET VALUE **365,000**
INCREASE IN FAIR VALUE OF INVESTMENTS HELD WITH MERS IN THE MERS RETIREE HEALTH CARE FUND

DEPARTMENT 248-MERS GENERAL ADMINISTRATION DEDUCTIONS

723.04 BENEFIT PAYMENTS REIMBURSED BY MERS **350,000**
THESE ARE RETIREE HEALTH PAYMENTS REIMBURSED BY MERS FROM THE MERS RETIREE HEALTH CARE FUND
BACK TO THE VILLAGE.

965.00 ADMINISTRATIVE EXPENSES **15,000**
THESE ARE ADMINISTRATIVE EXPENSES CHARGED BY MERS IN THE MERS RETIREE HEALTH CARE FUND